

FREE RESIDENT GUIDE

*What's Inside:
Businesses
Directory
History
Events
And More*



***Redwood
& Lyon
Counties,
Minnesota***





Neighborhood Grill & Bar

www.applebees.com

1510 E College Dr • Marshall

(507) 532-0080

GREAT NEW HAPPY HOURS

2-5 & 9-CLOSE 1/2 PRICE APPETIZERS!!!



Lincoln Pipestone Rural Water

East Highway 14, Box 188

Lake Benton, MN 56149

1-507-368-4248 • 1-800-462-0309

fax 1-507-368-4573 • email: lprw@itctel.com

www.lprw.com

Help Conserve Your
Water Resources



**MAKE YOUR NEXT ROOF YOUR LAST ONE.
MAKE IT**

METAL

DURABLE VALUABLE INVESTMENT

- Can last a lifetime
- Could lower your insurance premiums

ENERGY EFFICIENT

- Energy STAR-rated colors reflect heat
 - Reducing cooling loads in summer
 - Insulating homes during winter
- Lower energy bills by up to 40%

ENVIRONMENTALLY FRIENDLY

CLEMENTS LUMBER INC.



Redwood Falls 644-2100

Morgan 249-3122

Springfield 723-2294

Comfrey 877-2026

www.clementsllumber.com



PO Box 278, Wanda, MN 56294

507-342-5187 • 507-752-7620



www.wandastatebank.com



Local Area Events

JANUARY

Sno-Fliers Dance | Belview

FEBRUARY

Chef's Dinner | Redwood Falls

MARCH

Lamberton Jazz Festival | Lamberton

KLGR Home Show | Redwood Falls

APRIL

City-Wide Rummage Sales | Belview

Easter Egg Hunt | Redwood Falls

Kiwanis Easter Egg Hunt | Tracy

Tracy Sportsman's Show | Tracy

Ultimate Bazaar | Vesta

MAY

Memorial Day Program | Belview

Captain Dan Fun Days | Lucan

Tracy Women's Expo | Tracy

JUNE

Balaton Fun Fest | Balaton

Garvin Park Open House | Garvin

BrauFest | Lucan

Rubber Duck Race | Minneota

City & Country Days | Morgan

Community Parade | Redwood Falls

Minnesota Invention & Idea Show | Redwood Falls

Lower Sioux Pow-Wow | Redwood Falls

Rotary Fly-In Breakfast | Redwood Falls

Band Wagon Days | Russell

Lions Bar-B-Que & All Fest | Wabasso

JULY

Quasiquicentennial Celebration | Cottonwood

Coming Home Days | Cottonwood

Festival of Kites | Marshall

Redwood County Fair | Redwood Falls

Watermelon Days | Sanborn

Polka Fest | Seaforth

Laura Ingalls Wilder Pageant | Walnut Grove

Family Festival | Walnut Grove

AUGUST

Small Town Saturday Night Celebration | Belview

Belgian American Days | Ghent

Lyon County Fair | Marshall

Sounds of Summer | Marshall

FarmFest | Redwood Falls

SEPTEMBER

Quasiquicentennial Celebration | Belview

Old SOD Day | Belview

Hot Iron Days | Lamberton

Boxelder Bug Days | Minneota

Fall Festival & Grape Stomp | Redwood Falls

Box Car Days | Tracy

OCTOBER

Halloween Party | Belview

Governor's Pheasant Opener | Marshall

Harvest Savings | Redwood Falls

NOVEMBER

Christmas by Candlelight | Redwood Falls

Elfin' Magic Craft Show | Redwood Falls

Holiday Craft Fair | Wabasso

DECEMBER

Santa Day | Belview

**For more information on events throughout the area, visit online: www.exploreminnesota.com.*

Residential Services

REDWOOD COUNTY

Administration	(507)637-4016
Assessor	637-4008
Attorney	637-4010
Auditor/Treasurer	637-4013
Building Maintenance	637-4031
Court Administration	637-4018
Environmental Office	637-4023
Extension Office	637-4025
Highway Department	637-4056
Human Services	637-4050
License Center	637-4029
Probation	637-4047
Public Health	637-4047
Recorder	637-4032
Sheriff	637-4036
Veteran Services	637-4034

LYON COUNTY

Administration	(507)537-6980
Assessor	537-6731
Attorney	537-6755
Auditor/Treasurer	537-6724
Building Maintenance	829-3327
Court Administration	537-9734
Emergency Management	537-7612
Extension Office	532-8219
Human Services	537-6088
Parks Department	629-4081
Planning & Zoning	532-8206
Probation	537-6746
Public Health	537-6709
Recorder	537-6722
Sheriff	537-7666
Veteran Services	537-6729



Redwood County Communities

CITIES:

BELVIEW – pop. 412
CLEMENTS – pop. 191
DELHI – pop. 693
LAMBERTON – pop. 859
LUCAN – pop. 226
MILROY – pop. 271
MORGAN – pop. 903
REDWOOD FALLS (COUNTY SEAT) – pop. 5,549
REVERE – pop. 100
SANBORN – pop. 434
SEAFORTH – pop. 77
VESTA – pop. 339
WABASSO – pop. 643
WALNUT GROVE – pop. 599
WANDA – pop. 103

TOWNSHIPS:

BROOKVILLE – pop. 241
CHARLESTOWN – pop. 202
DELHI – pop. 277
GALES – pop. 136
GRANITE ROCK – pop. 226
HONNER – pop. 59
JOHNSONVILLE – pop. 157
KINTIRE – pop. 199
LAMBERTON – pop. 219
MORGAN – pop. 284
NEW AVON – pop. 226
NORTH HERO – pop. 161
PAXTON – pop. 527
REDWOOD FALLS – pop. 238
SHERIDAN – pop. 236
SHERMAN – pop. 281
SPRINGDALE – pop. 200
SUNDOWN – pop. 225
SWEDES – pop. 113
THREE LAKES – pop. 174
UNDERWOOD – pop. 202
VAIL – pop. 254
VESTA – pop. 193
WATERBURY – pop. 206
WESTLINE – pop. 190
WILLOW LAKE – pop. 230

**Populations are approximate.*

Redwood County History (Redwood Falls, County Seat)

Once part of Brown and Blue Earth Counties, Redwood County was founded in 1862 and named in honor of the local Redwood River. The first permanent settlers arrived in 1864 and most claimed land near forests and rivers. A post office was established by John R. Thompson and the county was officially organized in 1865. A school was constructed the following year and more settlers arrived to claim land. The first newspaper, the Redwood Gazette, was published in 1869 and as the railroad arrived, Redwood County grew dramatically. Hotels, businesses, lumber yards, grist mills and granite mining companies were established and by 1900, the population of Redwood County had reached 17,261. Today Redwood County is home to approximately 16,815 residents.

BELVIEW

First recognized as Jones Siding and later Rolling Prairie, Belview was established in the 1860's as reservation lands were opened for settlement. As the railroad arrived in 1884, Belview continued to grow. Early industry was dominated by agriculture and more settlers arrived to farm the fertile land. In 1887 a post office was established and the community was platted in 1889. Today Belview is home to approximately 376 residents.

Shop • Dine • Play • Stay

locally and help support businesses throughout your community

Redwood County Communities

LAMBERTON

Lamberton was platted in the early 1860's and was home to many who farmed the lush and fertile lands. The farmers were carried there by horses and oxen which were not only an effective form of transportation, but also the only way for settlers to plow the land. Lamberton's streets were and still are measured by how much room it took for two span of oxen and covered wagons to turn around. By 1900, a post office, blacksmith shop, banks, schools and churches were thriving. Today Lamberton is home to approximately 771 residents.

REDWOOD FALLS (COUNTY SEAT)

Redwood Falls is the county seat of Redwood County and was originally opened to settle in 1864, just two years after the Dakota Uprising. It was at this time that Colonel Sam McPhail was the first to settle where Redwood Falls is today. Besides Redwood Falls, McPhail also founded the cities of Caledonia and Brownville, and was also an early land owner of Beaver Falls. McPhail operated the first newspaper, The Redwood Falls Patriot, was the first judge of probate, first road supervisor, and first county attorney. In 1878 the Minnesota Valley Railroad made its first commercial run through Redwood Falls. Redwood Falls is known throughout Minnesota as "The Scenic City" and was given the name because of the rugged scenic beauty. Today Redwood Falls is home to approximately 5,459 residents.

SANBORN

Sanborn is a village which was platted in 1881 and incorporated in 1891. It was named after a prominent railroad official named Sherburn Sanborn. With the arrival of railway lines, Sanborn began to grow and a variety of businesses and grain elevators were established and the community continued to grow. Today Sanborn is home to approximately 410 residents.



Walmart 
Save money. Live better.
SUPERCENTER
1410 E. Bridge St.
Redwood Falls, MN 56283
507-644-6278
www.walmart.com

Redwood County Communities

WABASSO

Wabasso was settled in the 1880's and early industry was agricultural based. As the railroad arrived, the community began to grow. By 1900 grain elevators, saloons, churches, schools, banks and a blacksmith shop were thriving. The community incorporated and continued to develop. In January of 2000, Wabasso celebrated its centennial anniversary. Today Wabasso is home to approximately 643 residents.

WALNUT GROVE

The town of Walnut Grove started in the 1870's shortly after the Civil War had ended. At this time pioneers settled primarily along the banks of the Plum Creek. The first school was established in 1873 when Lafayette Bedal, the town's first postmaster, opened his home to school age children and began holding classes. In 1879 Walnut Grove was officially incorporated as a city and was named after the beautiful grove of walnut trees near the town. Walnut Grove is most notable for its association with the story of Little House on the Prairie and Laura Ingalls Wilder. It is also home to the Laura Ingalls Wilder Museum and the Ingalls Dugout site where visitors can explore the landmarks Laura had described. Today Walnut Grove is home to approximately 599 residents.

WANDA

Wanda was platted in 1899 as a railway village as settlers were attracted to the fertile soil and ample timber. Its name was derived from the Ojibway word, "Wanenda," meaning forgetfulness. In 1900 the first post office was founded and the community began to grow. In 1906 Wanda was incorporated and businesses were established to meet the growing needs of its residents. Today Wanda is home to approximately 103 residents.



CASINO • RESTAURANTS • ENTERTAINMENT

**Work Hard,
Play Harder**

**When you Hit the
Jackpot!**

Minnesota's First and Friendliest Casino

- 1,250 Video Slot Machines
- 31 Table Games
- 350 Seat Bingo Hall
- Over 300 Newly Renovated Rooms
- 6 Food Outlets
- 4 Full-Service Bars
- Dacotah Exposition Center
- Outdoor Amphitheater
- Convenience Store
- Hourly Childcare
- RV Park

JACKPOT!
JUNCTION
CASINO
HOTEL

39375 County Hwy 24 • Morton, MN • 1.800.WIN.CASH

jackpotjunction.com • dacotahridge.com

An Enterprise of the Lower Sioux Indian Community





Lyon County History (Marshall, County Seat)

Once part of Wabasha County, Lyon County was founded in 1853 and named in honor of George Nathaniel Lyon. The first permanent settler in Lyon County was T. W. Castor who claimed land in Stanley Township. A variety of settlers soon followed and by 1868, the population of Lyon County had grown dramatically. Early settlements were located near the Cottonwood and Redwood Rivers and a post office was established in Lynd Township in 1868 with D. M. Taylor serving as the area's first postmaster. Hotels, businesses, lumbering camps and grist mills were founded and the county was officially organized in 1870. Churches and schools were built, attracting more settlers to the area. With the arrival of the railroad in 1872, development was rapid and Marshall was selected as the County Seat. By 1900 the population had reached 14,591 and Lyon County was widely recognized as one of the richest agricultural counties in Minnesota. Today Lyon County is home to approximately 25,425 residents.

Lyon County Communities

CITIES:

BALATON – pop. 637
COTTONWOOD – pop. 1,148
FLORENCE – pop. 61
GARVIN – pop. 159
GHENT – pop. 315
LYND – pop. 346
MARSHALL (COUNTY SEAT) – pop. 12,735
MINNEOTA – pop. 1,449
RUSSELL – pop. 371
TAUNTON – pop. 207
TRACY – pop. 2,268

TOWNSHIPS:

AMIRET – pop. 224
CLIFTON – pop. 280
COON CREEK – pop. 274
CUSTER – pop. 214
EIDSVOLD – pop. 217
FAIRVIEW – pop. 473
GRANDVIEW – pop. 301
ISLAND LAKE – pop. 205
LAKE MARSHALL – pop. 456
LUCAS – pop. 253
LYND – pop. 450
LYONS – pop. 205
MONROE – pop. 235
NORDLAND – pop. 247
ROCK LAKE – pop. 272
SHELburnE – pop. 175
SODUS – pop. 274
STANLEY – pop. 248
VALLERS – pop. 237
WESTERHEIM – pop. 278

**Populations are approximate.*

COTTONWOOD

Cottonwood was platted in 1888 as a Great Northern Railway village in the Lucas Township. It received its name from the adjacent lake, which has many cottonwood trees on its shoreline. Cottonwood is home to the Norseth-Larsen House, built by Martin Norseth, one of the first residents of Cottonwood in 1898. It is considered a landmark in the city and boasts many historically significant materials. Today Cottonwood is home to approximately 1,148 residents.

GHENT

Ghent was a railway village platted in 1878 and later incorporated in 1899. At first, Ghent bore the name of its township. It was not until September 1881 that it was renamed after the ancient city of Ghent in Belgium. The name change was based on the fact that many who settled in the area in the 1880's were Belgian colonists lead by Bishop Ireland to settle in this part of the country. As the railroad arrived, Ghent continued to grow and develop. Today Ghent is home to approximately 315 residents.

Lyon County Communities

MARSHALL (COUNTY SEAT)

Marshall, the current county seat, was founded in 1872 by the Winona and St. Peter Railroad Company. In 1888 a second railroad company, the Great Northern Railroad, arrived, making Marshall a booming town. Since the late 1880's Marshall has functioned as an important part of the region's economy. It was platted out in 26 blocks with 126 lots for homes, 144 lots for businesses and 28 miscellaneous lots. Marshall became the county seat of Lyon County in 1873, just one year after it was platted. In 1889 the Marshall Milling Company was opened. This was Marshall's entry into the industrial revolution and created the industrial climate that presently exists. Today Marshall is home to approximately 12,735 residents.

MINNEOTA

Minneota was platted in 1881 as a railway village in Eidsvold Township. It has a Sioux name meaning "much water" based on its geographical location. Professor A.W. Williamson wrote of Minneota's origin, he says "it is said to be so named by an early settler on account of an abundance of water flowing into his well." Today Minneota is home to approximately 1,449 residents.

TRACY

Tracy was established in 1870 as a prominent railroad center in Minnesota, named in honor of John F. Tracy, a former president of the Tracy Railway Company. Tracy was later platted in 1875 and incorporated as a village in 1881. Its first library was opened in 1880 and the area continued to grow. It is known nationwide for its annual Labor Day weekend "Box Car Day" celebration. Today Tracy is home to approximately 2,268 residents.

Walmart 
Save money. Live better.

SUPERCENTER
507-532-9383

1221 EAST MAIN • MARSHALL, MN • WWW.WALMART.COM



Minnesota Vikings Schedule

WK	DATE	OPPONENT	TIME	STATION
1	Sun, Sep 8	@ Lions	12:00 PM	FOX
2	Sun, Sep 15	@ Bears	12:00 PM	FOX
3	Sun, Sep 22	Browns	12:00 PM	CBS
4	Sun, Sep 29	Steelers	12:00 PM	CBS
5	BYE	-	-	-
6	Sun, Oct 13	Panthers	12:00 PM	FOX
7	Mon, Oct 21	@ Giants	7:40 PM	ESPN
8	Sun, Oct 27	Packers	7:30 PM	NBC
9	Sun, Nov 3	@ Cowboys	12:00 PM	FOX
10	Thu, Nov 7	Redskins	7:25 PM	NFL
11	Sun, Nov 17	@ Seahawks	3:25 PM	FOX
12	Sun, Nov 24	@ Packers	12:00 PM	FOX
13	Sun, Dec 1	Bears	12:00 PM	FOX
14	Sun, Dec 8	@ Ravens	12:00 PM	FOX
15	Sun, Dec 15	Eagles	12:00 PM	FOX
16	Sun, Dec 22	@ Bengals	12:00 PM	FOX
17	Sun, Dec 29	Lions	12:00 PM	FOX

**Dates and start times are subject to change.*



Local Area Attractions

BELVIEW DEPOT MUSEUM

Hwy. 7 & Co. Rd. 9 | Belview | (507) 938-4335

BIRCH COULEE STATE HISTORIC SITE

Co. Rd. 2 & Hwy. 18 | Morton | (507) 641-3329

BIRTHPLACE OF SEARS

Hwy. 101 N | Redwood Falls | (507) 641-3329

FIELDSTONE VINEYARDS

252 2nd St. E | Redwood Falls | (507) 249-9463

GILFILLAN FAMILY ESTATES

28269 Old Hwy. 61 E | Morgan | (507) 249-2210

HOLMBERG ORCHARD

12697 325th St. | Vesta | (507) 762-3131

JACKPOT JUNCTION CASINO HOTEL

39375 Hwy. 24 | Morton | (507) 697-8000

LAURA INGALLS WILDER MUSEUM

330 8th St. | Walnut Grove | (507) 859-2358

LOWER SIOUX AGENCY

32469 Hwy. 2 | Morton | (507) 697-6321

LUCAN HISTORICAL SOCIETY

406 1st St. | Lucan | (507) 747-2598

LYON COUNTY

HISTORICAL SOCIETY MUSEUM

114 3rd St. N | Marshall | (507) 537-6580

MINNESOTA

INVENTORS HALL OF FAME

P.O. Box 50 | Redwood Falls | (507) 641-3329

MUSEUM OF NATURAL HISTORY

1501 State St. | Marshall | (800) 642-0684

REDWOOD COMMUNITY CENTER

600 Cook St. | Redwood Falls | (507) 644-2333

REDWOOD COUNTY

HISTORICAL MUSEUM

913 Bridge St. W | Redwood Falls | (507) 641-3329

REDWOOD FALLS AQUATIC CENTER

501 Gould St. S | Redwood Falls | (507) 627-2777

SOD HOUSE ON THE PRAIRIE

12598 Magnolia Ave. | Sanborn | (507) 723-5138

TRACY AQUATIC CENTER

321 Tracy St. E | Tracy | (507) 629-5537

**For more information on attractions throughout the area, visit online: www.exploreminnesota.com*

Parks & Recreation

ALEXANDER RAMSEY PARK

Located on 217 acres near the Redwood River, Alexander Ramsey Park is the largest municipal park in Minnesota and features a campground, hiking path, 18 hole golf course, playground equipment, an observation deck, picnic shelters and tables, softball field and scenic bridges.

BOARDS & BLADES SKATE PARK

Located near Marshall, Boards and Blades Skate Park features a full concession stand, half pipe, quarter pipe, advanced fun box, bank ramps, step pad and rails for skateboard and rollerblade enthusiasts.

CAMDEN STATE PARK

Located on 2,245 acres, Camden State Park features a campground, hiking path, picnic shelters and tables, swimming beach and playground equipment.

GARVIN PARK

Located on 700 acres near the Cottonwood River, Garvin Park features a campground, bath houses, hiking path, innertubing hill, playground equipment, a lookout tower, picnic shelters and tables, softball field, horse staging area and is open for hunting.

GILFILLAN ESTATES

Located near Morgan, Gilfillan Estates features a campground, bath houses, furnished historic farm and guided tours.

KUHAR PARK

Located near Lamberton, Kuhar Park features a campground, playground equipment, picnic shelter and tables.

MULTI-SKATE PARK

Located near Redwood Falls, Multi-Skate Park features a mini ramp, quarter pipe, fun box, launch ramp and rails for skateboard and rollerblade enthusiasts.

PLUM CREEK REGIONAL PARK

Located on 205 acres near Lake Laura, Plum Creek Park features a campground, hiking path, 9 hole frisbee disc course, playground equipment, bathhouses, a gazebo, picnic shelter and tables, softball fields and volleyball courts.

SANBORN MEMORIAL PARK

Located near the Cottonwood River, Sanborn Memorial Park features a campground, playground equipment, bathhouses, picnic shelter and tables and a volleyball court.

Shop. Dine. Play. Stay.
LOCALLY
 and help support businesses throughout your area.

"Hometown Radio For Redwood and Lyon Counties,
And the Area."

KNUJ AM 860 | **SAM** 107.3

"Your Friend in Southern Minnesota"

Simply About Music KNUJ • FM

knuj.net

"We're just a click away."

507-359-2921

FAX: 507-359-4520

317 North Minn. St., New Ulm, MN
(Next to the Glockenspiel)

Web Site: www.knuj.net e-mail: knuj@knuj.net



SMOC Family Planning

SMOC Family Planning has offices in Worthington, Marshall, Montevideo, Ortonville and Redwood Falls. We provide reproductive health services and counseling to both men and women. They include annual exams, sexually transmitted infection testing and treatment, and birth control options. Payments at our clinic are based on income and family size. We bill most insurance companies. All services are completely confidential.



www.smoc.us/id7.html

SMOC Family Planning also has a toll free number that rings to the main office in Worthington (1.800.658.2444)

When calling Montevideo or Ortonville may also use cell phone number (320.305.1306)

Office Locations

Worthington

909 4th Ave.
Worthington, MN 56187
507.376.4195
Open Monday through Friday 8-4

Marshall

109 S 5th St.
Marshall, MN 56258
507.537.1950
Open Mondays 8-4, Tuesdays 8-4
Fridays 8-2

Montevideo

321 S 1st St.
Montevideo, MN 56265
320.269.6816
Open Thursdays 8-4

Ortonville

47 2nd St. NW
Ortonville, MN 56278
320.839.9959
Open Wednesdays 8-4

Redwood Falls

266 E Bridge St.
Redwood Falls, MN 56283
800.658.2444
Open 2 Days per Month

DNR License Centers

You can purchase hunting and fishing licenses, cross-country ski passes and snowmobile trail stickers through the Electronic License System.

Online: www.dnr.state.mn.us, Toll Free: 1 (888) 665-4236,

Or visit one of the ELS agents available throughout Redwood & Lyon Counties:

BALATON

BENSON'S BY THE LAKE, LLC

451 Hwy. 14 E | Balaton | (507) 734-5877

COTTONWOOD

COTTONWOOD CO-OP OIL COMPANY

147 Barstad Rd. | Cottonwood | (507) 423-6282

MARSHALL

BORCH'S SPORTING GOODS, INC.

1309 E College Dr. | Marshall | (507) 532-4880

CATTOOR'S

814 W Main St. | Marshall | (507) 532-4474

RUNNINGS FARM & FLEET (#1)

1101 E Main St. | Marshall | (507) 532-2286

WALMART SUPERCENTER (#1722)

1221 E Main St. | Marshall | (507) 532-9383

LAMBERTON

OUR OWN HARDWARE

221 S Main St. | Lamberton | (507) 752-7965

MINNEOTA

FARMERS CO-OP ASSOCIATION

301 E 1st St. | Minneota | (507) 872-5065

MORGAN

WAYNE'S INC.

651 Front St. | Morgan | (507) 249-3176

REDWOOD FALLS

ACE HARDWARE

1380 E Bridge St. | Redwood Falls | (507) 644-2243

BUNTING SALES & SERVICE

102 Front St. | Redwood Falls | (507) 637-8416

REDWOOD COUNTY LICENSE CENTER

403 S Mill St. | Redwood Falls | (507) 637-4029

WALMART (#1865)

1410 E Bridge St. | Redwood Falls | (507) 644-6278

RUSSELL

SOUTHWESTERN MN DAIRY

101 W Old Hwy. 23 | Russell | (507) 823-4320

SANBORN

SANBORN EXPRESSWAY

12949 Hwy. 71 | Sanborn | (507) 648-3300

SLAYTON

PRAIRIE PRIDE CO-OP

3020 20th St. | Slayton | (507) 836-8585

TRACY

CASEY'S GENERAL STORE (#2622)

1205 Morgan St. | Tracy | (507) 629-8189

Minnesota Hunting Seasons

For general information on firearm safety training call: 1 (888) 646-6367 or (651) 296-6157.

Contact the MN DNR for specific zone areas:

Online: www.dnr.state.mn.us, Toll Free: 1 (888) 665-4236.

You can purchase hunting and fishing licenses by phone: 1 (888) 665-4236.

HUNTING

RABBIT & SQUIRREL

09/14/13 - 02/28/14

GRAY & RED FOX, BADGER, OPOSSUM & RACCOON

(North) 10/19/13 - 03/13/14

(South) 10/19/13 - 03/15/14

GOOSE

(Early Canada Goose) 09/01/13 - 09/20/13

CROW

03/01/13 - 03/31/13; 07/15/13 - 10/15/13

BEAR

09/01/13 - 10/13/13

MOURNING DOVE

09/01/13 - 10/30/13

SNIPE & RAIL

09/01/13 - 11/04/13

DEER

(Archery) 09/14/13 - 12/31/13

(Youth) 10/17/13 - 10/20/13

(Camp Ripley Archery) 10/17/13 - 10/18/13

(Firearm 2A & 3A) 11/09/13 - 11/17/13

(Firearm 1A) 11/09/13 - 11/24/13

(Firearm 3B) 11/23/13 - 12/01/13

(Muzzleloader) 11/30/13 - 12/15/13

SHARPTAILED GROUSE

09/14/13 - 11/30/13

HUNTING, CONTD.

GROUSE & GRAY PARTRIDGE

09/14/13 - 01/01/14

MOOSE

(Northeast Zone) 09/28/13 - 10/13/13

TURKEY

09/28/13 - 10/27/13

PHEASANT

10/12/13 - 01/01/14

PRAIRIE CHICKEN

10/19/13 - 10/23/13

FISHER & PINE MARTEN

11/30/13 - 12/05/13

FURBEARER TRAPPING

BEAVER

(North) 10/26/13 - 04/30/14

(South) 11/02/13 - 04/30/14

MINK & MUSKRAT

(North) 10/26/13 - 02/28/14

(South) 11/02/13 - 02/28/14

OTTER

(North Zone) 10/26/13 - 01/05/14

(South Zone) 11/02/13 - 01/05/14

BOBCAT

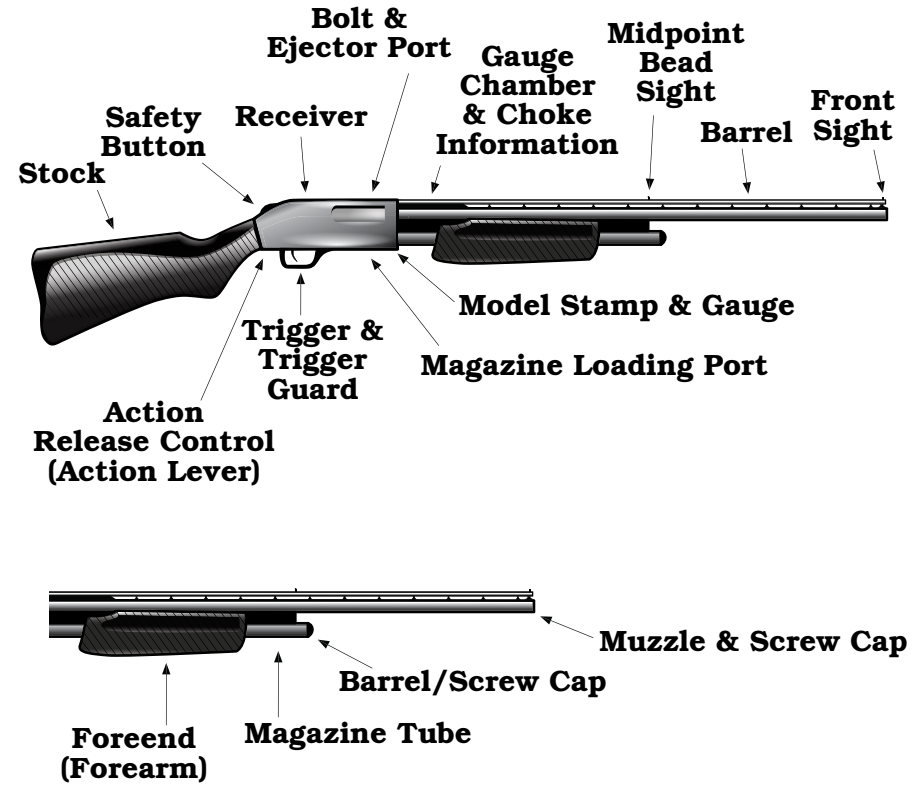
11/30/13 - 12/05/13

*At the time of publication not all of the 2013-2014

Minnesota Hunting Seasons were available.

Contact www.dnr.state.mn.us for more information

Hunting Safety



All hunters should consider taking an advanced hunter education class to learn the latest hunting techniques along with tips on coming home alive.

Here are five suggestions for a safe and successful hunting experience:

1. Get a detailed map of the area you are hunting, review it before you leave, and carry it with you in the field.
2. Carry a compass and know how to use it. Decide ahead of time the direction to head for if you get lost or disoriented.
3. Weather can change quickly, so hunters should carry a simple survival kit and be prepared for an unexpected overnight stay in the field. The survival kit should contain a rope, a knife, water, waterproof matches, an emergency shelter, and first aid supplies.
4. If you are on the water, make sure to wear a personal flotation device (life preserver).
5. Know your hunting partners' physical and emotional limitations, as well as your own, and don't push your partners or yourself beyond those limits.

Minnesota Fishing Seasons

BOWFISHING

05/01/13 - 02/23/14

WALLEYE, SAUGER & NORTHERN PIKE

05/11/13 - 02/23/14

LARGEMOUTH BASS*

05/11/13 - 02/23/14

SMALLMOUTH BASS*

(Catch & Release) 09/09/13 - 02/23/14

LAKE TROUT*

(Outside BWCA) 01/12/13 - 03/31/13

05/11/13 - 09/30/14

STREAM TROUT*

(Southeast) 01/01/13 - 03/31/13

(Catch & Release) Spring: 04/01/13 - 04/12/13

Summer: 05/11/13 - 10/31/13

Fall: 09/15/13 - 09/30/13

(All Lakes) 05/11/13 - 10/31/13

Muskie

06/01/13 - 12/01/13

Take-a-kid fishing weekend

06/07/13 - 06/09/13

**Contact the MN DNR for specific zone information by calling: 1 (888) 646-6367.*



Boating Safety

Operating Watercraft

Follow these guidelines to help prevent and prepare for capsizing, swamping, or someone falling overboard.

Make sure that you and your passengers are wearing life jackets while the boat is moving.

Attach the ignition safety lanyard to your wrist, clothes, or life jacket.

Don't allow anyone to sit on the gunwale, bow, seat backs, motor cover, or areas not designed for seating. Also, don't let anyone sit on pedestal seats when craft is not in idle.

Don't overload your boat. Balance the load of passengers and gear stored on-board.

Keep your center of gravity low by not allowing people to stand up or move around while craft is in motion.

In small boats, don't allow anyone to lean beyond the gunwale.


Turn boat at slow rates of speed.

Secure the anchor line to the bow, never to the stern.

Don't risk operating water craft in rough conditions or bad weather.



Foundation Dry
"BASEMENT WATER CONTROL"



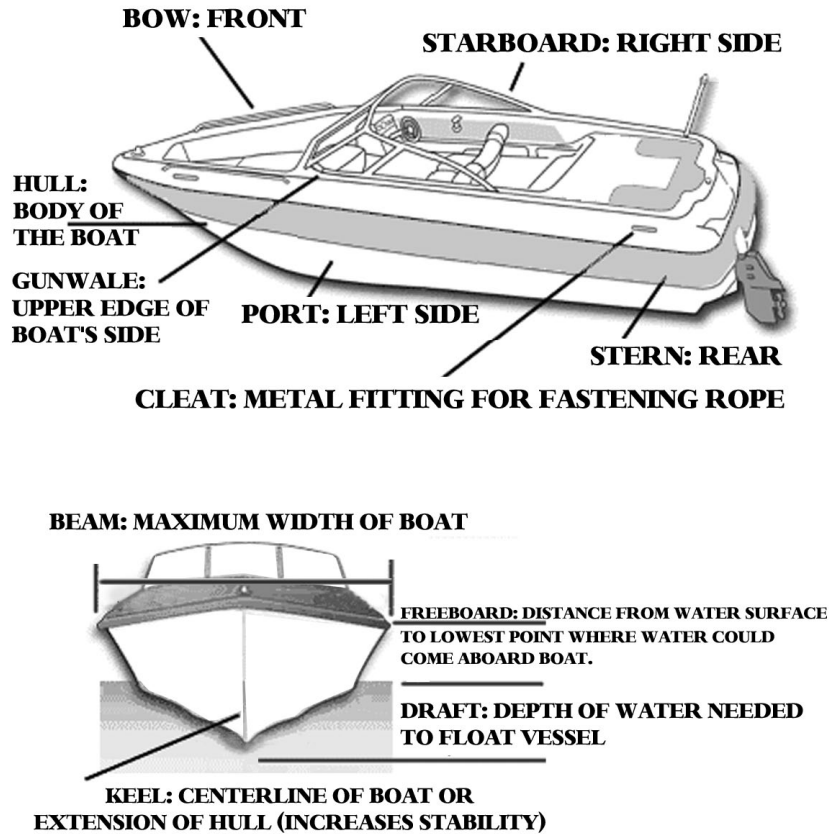
**Alec (Marty)
Dirnberger**

**630 EAST STREET
ECHO, MN 56237**

**1-888-257-4765
507-925-4245**

Boating Safety

Know Your Craft



Who May Operate a Motorboat (Other Than a Personal Watercraft)

For engines 25 horsepower or less:

Those under age 12 may operate without restrictions.

For engines over 25 horsepower through 75 horsepower:

Those under age 12 must have someone 21 years of age or older on board within reach of the controls.

For engines over 75 horsepower:

No children under age 12 may operate, even with an adult on board.

Other restrictions apply to boat operators 12 to 17 years old:

Operators from 12 to 17 years of age may operate engines of 25 horsepower or lower with no restrictions.

For engines over 25 horsepower:

Operators 12 to 17 years of age must have:

A watercraft operator's permit, or someone age 21 years or older on board within reach of the controls.

Boating Safety

Flotation Devices



Offshore Life Jackets - Type 1:

For rough or remote waters where rescue may take awhile. Provide the most buoyancy, excellent for flotation, turns most unconscious persons face up in the water.



Near-Shore Vests - Type 2:

Good for calm waters when quick assistance or rescue is likely. Turns some unconscious wearers face up in the water, but not as efficiently as offshore life jackets.



Flotation Aids - Type 3:

Vests or full-sleeved jackets good for calm waters when quick assistance is likely. Not for rough waters. They will not turn most unconscious persons face up. Used for sports, such as water-skiing. Some inflate in water.



Unwearable / Throwable Devices - Type 4:

Cushions and ring buoys designed to be thrown to someone in trouble. Type 4 is not designed to be worn. Not for rough waters - not for anyone unable to hold on to it.



Special Use - Type 5:

Vests, hybrids/others designed for specific activities, for example windsurfing, kayaking, water-skiing. Some Type 5 devices inflate when entering the water. To be acceptable, Type 5 must be used in compliance with their label instructions.

All watercraft must have at least one Coast Guard Approved Type 1, 2, 3 or 5 flotation device that is the proper size for each person on board or being towed.

All devices must be in good condition and easily accessible.

Children under age 10 must wear a device when on board a boat that is underway unless: in an enclosed cabin or below deck or on an anchored boat that is being used for swimming or diving or passenger craft with a licensed captain.

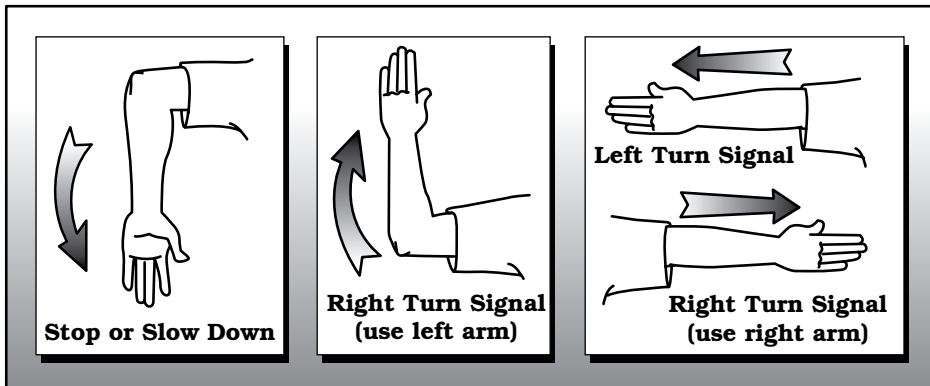
Along with the above at least one approved Type 4 must be on board boats 16 ft. or longer (except canoes and kayaks) and immediately available.

A Coast Guard approved Type 5 device may be substituted for any other Coast Guard approved device if it meets the same requirements and is noted on the label.

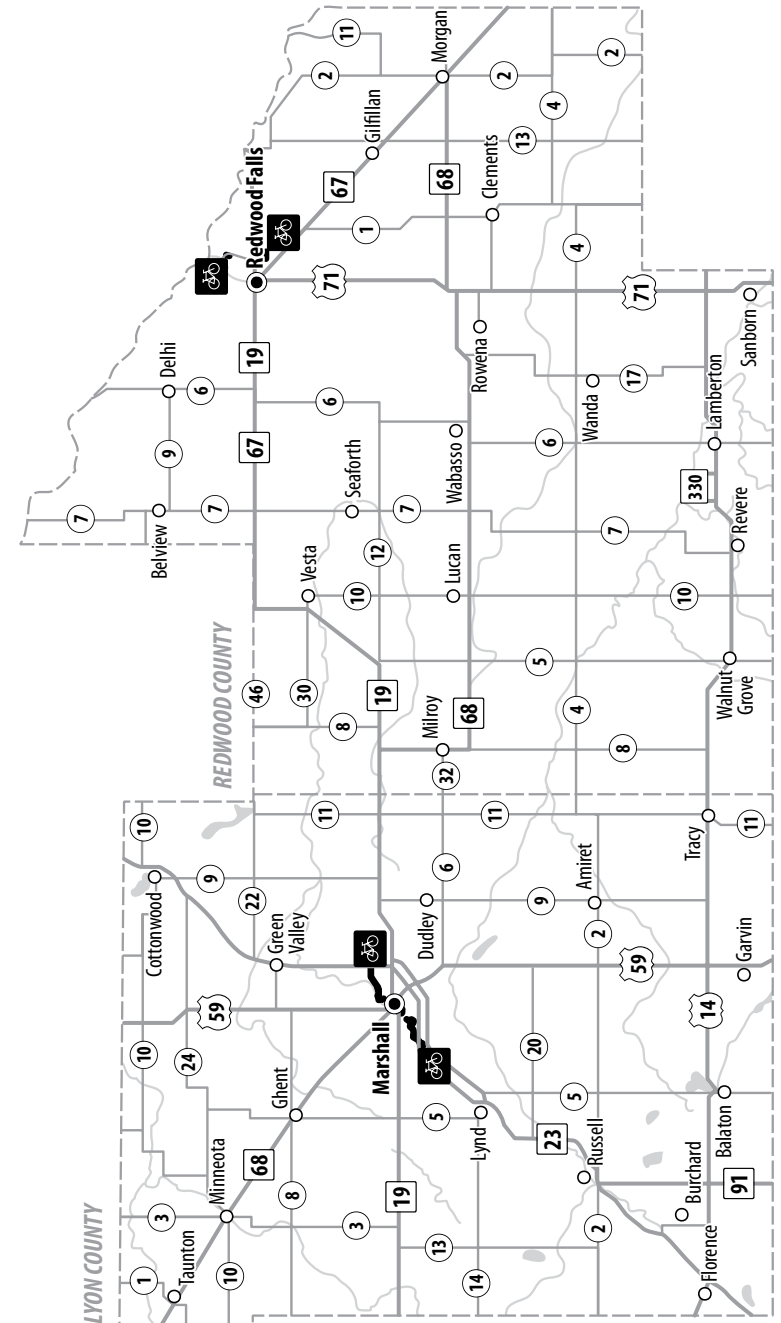
Anyone riding a jet ski or other Personal Water Craft must wear an approved -non inflating flotation device, as well as anyone being towed by a water craft.

Bicycle Safety

- Always wear a properly fitting bike helmet as most serious injuries are to the head.
- Be sure your handlebars, seat and wheels fit snugly.
- Keep your bike in good shape by checking and oiling your chain, making sure your brakes work properly and maintaining your tire pressure.
- Always ride with both hands on the handlebars except when doing turn signals.
- When leaving a driveway, curb or alleyway always stop and check for traffic in both directions.
- Cross only at intersections.
- Use the crosswalk to walk your bike across busy intersections and follow the traffic signals.
- Never ride against traffic. Travel in the same direction as the cars.
- Whenever you can, use bike routes and avoid busy streets.
- Don't ride near parked cars as doors can open and cause accidents.
- Obey all traffic signs and traffic lights.
- When biking with friends, ride in a single file.
- Always pass other bikers or pedestrians on the left and say "On your left!" to make your presence known.
- Always use bicycle hand signals to alert traffic of your changing direction.



Bicycle Trails



ATV Safety

- Read the owner's manual and know your vehicle thoroughly.
- Check your vehicle before you ride.
- Wear protective equipment and clothing.
- Don't lend your vehicle to unskilled riders.
- Supervise young or inexperienced riders.
- Never carry a passenger on vehicles meant for one rider.
- Do not operate under the influence of drugs or alcohol.
- Drive at speeds that are appropriate to trail conditions.
- Stay to the right on trails.
- Stay away from thin ice, open water and wetlands
- Know the weather forecast.
- Make sure headlights and taillights work properly.
- Maintain safe distances between other riders.
- Reduce your speed when riding at night.
- Yield to other motor vehicles and trail users.
- Young or beginning riders are encouraged to take a safety training course.



Snowmobile Safety

Do not consume alcohol or take drugs prior to or during your snowmobile trip. Doing so increases your chances of injury or death.

Slow down and don't cut to the inside of the trail corners. It's dangerous and illegal.

If you snowmobile at night, don't override your lights.

Always use the buddy system. Never ride off alone.

Drowning is one of the causes of many snowmobile fatalities. Whenever possible, avoid the ice.

Wear sensible, protective clothing designed for operating a snowmobile.

Use a full size helmet, goggles, or visor to prevent injuries from twigs, stones, ice chips and other debris.

Avoid wearing long scarves. They may get caught in moving parts of the snowmobile.

Know the terrain you are going to ride. If unfamiliar to you, ask someone who has traveled over it before.

Know the weather forecast, especially the ice and snow conditions.

Be sure your snowmobile is in top-notch mechanical condition throughout the months of use.

Familiarize yourself with the snowmobile you are driving. Thoroughly read the manual that accompanies the snowmobile.

Do not pursue domestic or wild animals. That is not the conduct of a sportsman. Report such violations to the nearest law enforcement officer.






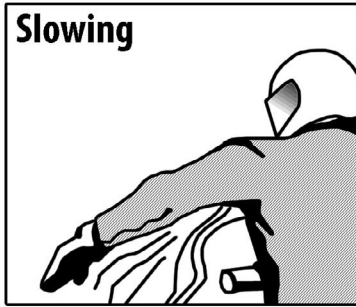
Common Trail Signs



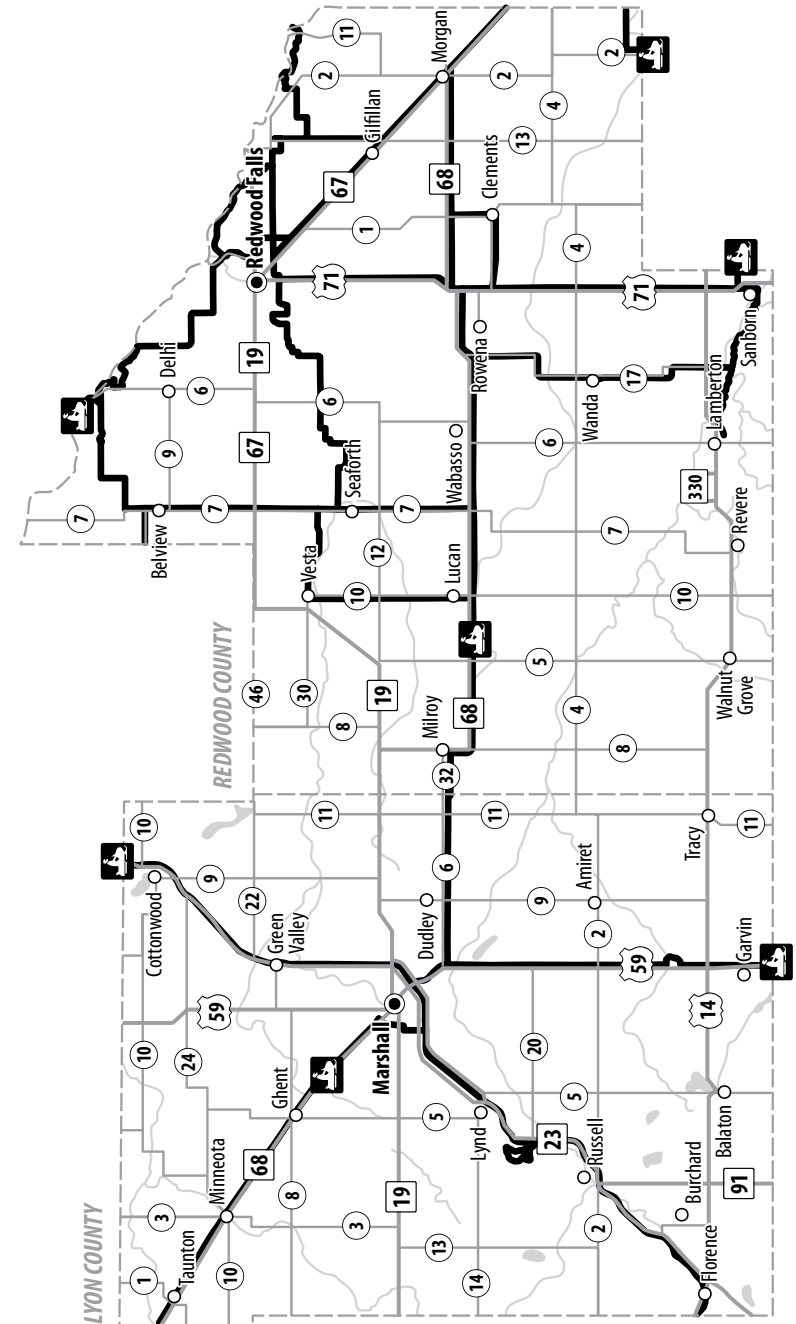
Snowmobile Safety

Communication is an essential part of safe riding. Hand signals are a practical way to communicate between other riders and traffic.

Be sure to give easy to see and clear hand signals when snowmobiling. Hand signals should never be subtle, but always deliberate.



Snowmobile Trails



Home Safety

- Keep the outside of your home well-lit. Motion sensors and timers help deter burglars.
- Dead-bolts and peep-holes should be placed on all outside doors.
- Windows and sliding glass doors should have locks and be in good working order.
- Keep your garage door closed.
- Use an engraver to mark computers, cameras, stereos, TV's, tools, yard equipment, etc.
- Never leave valuables, expensive jewelry, or large amounts of cash at home. If you must, keep a list of your valuables with serial numbers to assist in insurance claims.
- Keep your car locked at all times and store all valuables out of sight.
- Guns should always be stored unloaded and with a gunlock.
- Become part of a neighborhood watch or program that is similar.
- Be suspicious of unusual people or vehicles in your neighborhood. Document the date, time, description and license plate number to give to law enforcement if needed.
- When on vacation, do not advertise your absence. Stop mail and newspaper delivery. Have a trusted friend or neighbor to give the impression you are home by stopping by to take out trash, shovel snow, mow the lawn, etc.



Carbon Monoxide Safety

PREVENTION

- Install carbon monoxide detectors near every bedroom, gas appliance and in your RV, camper or motor home and test them monthly.
- Have flues, chimneys and all fuel-burning appliances inspected by a professional annually.
- Make sure fireplaces, wood stoves, dryers, furnaces and water heaters are properly vented to the outside.
- Only burn clean and untreated wood.
- Never idle your car or gas powered vehicle in the garage, with or without the garage door open.
- Toxic fumes build up quickly and can easily contaminate your home.
- Never use gas-powered engines like weed trimmers, snow blowers, chain saws, lawnmowers or portable generators in enclosed areas.
- Never use a charcoal grill indoors or in any closed area.
- Never use a gas oven to heat your home.
- Never sleep in a room or area heated with a gas or kerosene space heater that does not have proper ventilation.

SYMPTOMS

- Headaches, severe fatigue, vomiting, nausea, muscle and joint pain, dizziness, tingling, vertigo
- Attention and multi-tasking problems, short-term memory problems, word-finding problems
- Irritability, temper, loss of interest, sleep disturbance, anxiety, lack of motivation
- Eating and swallowing difficulties, vision problems, lack of muscular coordination, speaking difficulty, ringing in the ears
- Seizures, tremors, balancing problems, shortness of breath

Carbon monoxide poisoning is easily confused with flu-like symptoms. Serious long-term health risks or death can result if warning signs are ignored. Carbon monoxide can affect you for days, weeks, months or years. High levels of carbon monoxide can be fatal within minutes.

TREATMENT

- Immediately take the victim out to fresh air.
- If the victim cannot be removed, open every window and door.
- All appliances should be turned off.
- Take the victim to an emergency room as quickly as fast as possible, or call 911.

Emergency Planning

ESCAPE ROUTES

Everyone in your family should know the best ways to exit the house in case of a disaster. Teach your young children how to open sliding doors, windows and other exits. Designate a meeting place where the family can gather after escaping from the house.

FLASHLIGHTS

The whole family needs to know where to find flashlights. Periodically check the batteries.

FULLY CHARGED CELL PHONES

All family members should keep their cell phones charged. Make a habit of charging them, while everyone is asleep. Cell phones can be lifesavers in emergencies.

LIST OF VALUABLES

Keep this document listing your possessions (and if possible, a video of your home interior) in a fireproof safe, or in a safe deposit box at a bank.

COMMUNITY EMERGENCY PLANS

Familiarize yourself with community evacuation plans and neighborhood escape routes. Post a copy of them in a highly visible place in your home.



THUNDERSTORM/TORNADO

- Remove dead branches from trees beforehand to avoid injury or damage.
- After seeing lightning, if you hear thunder in less than 30 seconds, it is recommended that you stay inside for 30 minutes after the thunder has ceased.
- The inside of a car is safer than the outside, as a lightning strike will simply pass through the car as long as you aren't in contact with any metal.
- Unplug all major appliances, as a power surge can cause serious damage.
- Avoid all tall structures and elevated areas as well as large amounts of metal.



FIRES

- Make sure that every level of your house has a smoke detector, and be sure to test them once a month. Have the family plan an emergency exit route.
- Always keep track of any stoves or high-temperature/high-voltage appliances that are running. Be sure to never leave any cooking unattended.
- Keep lighters and matches away from children.
- If a burn occurs, soak the skin in cool water. If the skin blisters, seek medical assistance.

Prairie River HOME CARE

We care for people because we are about people.
Medicare Certified / Licensed - Services Available 24/7
Welcomes All Payer Sources Including Self Pay
Serving 60 of MN's 87 Counties

- Skilled Nursing
- Home Health Aide, PCA
- Physical, Occupational and Speech Therapy
- Homemaker / Companion
- Live In and Sleep-Over

507-532-2264 or 800-659-8905
1411 E. College Drive • Marshall, MN 56258

www.prhomecare.com



FRAN'S GUN SHOP
SALES AND FULL SERVICE GUNSMITHING

CERTIFIED INSTRUCTOR
NOW CERTIFIED CONCEALED TO CARRY
MINNESOTA BCA APPROVED
& UTAH BCI APPROVED
FOR CONCEALED TO CARRY
NRA CERTIFIED INSTRUCTOR.

PRIVATE CLASSES AVAILABLE
CALL FOR APPOINTMENT
507-872-6884
1938 340TH ST. N. MINNEOTA, MN

⊕ *Emergency First-Aid Tips* ⊕

FIRST AID FOR BURNS & CHOKING

BURNS

For minor 1st and 2nd degree burns smaller than 3" in diameter: Cool the Burn. Run cool water over the burned area for 5 minutes, or until the pain diminishes. Never put ice on a burn!

Bandage the burn with sterile gauze:

It is important to use loosely wrapped gauze. This will avoid pressure and the bandage protects blisters. NEVER put lotions, vaseline, ointments or butter on burn. Do not break any blisters, which can cause infection.

Take Aspirin, Ibuprofen, Naproxen or Acetaminophen to relieve pain:

Minor burns usually heal with these basic treatments. Be aware for signs of infection which may include: increased pain, redness, fever, swelling or oozing. If symptoms develop, seek medical help. Avoid tanning the burned area for at least a year. Protect the area with sunscreen outdoors. Avoid giving aspirin to children.

For 3rd degree burns/all major burns - DIAL 911

DO NOT run cold water over large severe burns - this can cause shock.

DO NOT remove burnt clothing.

Check for signs of breathing/coughing/movement.

If there are no signs of breathing begin CPR.

Elevate burned areas above heart level, if possible.

Cover the burn(s) with cool, sterile, moist bandages, towels or cloth.

CHOKING

Most people clutch at their throats when choking, an obvious symbol for help. However, if a person isn't giving that signal, be alert for these indications. Inability to talk, difficulty breathing or noisy breathing, inability to cough forcefully, skin/lips/nails turning blue, loss of consciousness.

The Red Cross recommends a "five-and-five" method for first aid: First give five blows between the person's shoulders with the heel of your hand. Second, perform the Heimlich maneuver (abdominal thrusts) five times. Alternate between five back blows and five abdominal thrusts until the blockage is dislodged.

IN AN EMERGENCY, DIAL 911

⊕ *Emergency First-Aid Tips* ⊕

FIRST AID FOR INSECT BITES/ANAPHYLAXIS & POISON SAFETY

INSECT BITES/ANAPHYLAXIS

Anaphylaxis is a severe allergic reaction from insect bites (latex, food and drug allergies can also cause Anaphylaxis). Typical symptoms include hives, the swelling of lips or eyes, swollen throat, drop in blood pressure, light headedness, confusion, nausea or diarrhea. If someone is having an allergic reaction from an insect bite with these symptoms:

CALL 911.

Administer emergency prescription medication. See if the person is carrying special emergency allergy medicine and give it to them according to the directions.

Loosen tight clothing.

Lay the person down. The person should lay down on their back with feet elevated. Turn them on their side if they are vomiting or bleeding from their mouth to prevent them from choking.

If they are not breathing - administer CPR. Most insect bite reactions are mild and cause no allergic reaction. If stung by a bee, use a straight edged object, like a credit card, to scrape away the stinger. Don't use tweezers - they can pinch more venom out of the stinger. Apply an ice pack to the area and take an over the counter pain reliever.

POISON PREVENTION

Teach your children about poison and how it can look like a food or drink. They should always ask an adult before eating or drinking anything. Have them learn the poison control phone number: 1-800-222-1222 and keep it programmed or posted near all your phones. Here are some prevention tips.

Lock up your poisons and medications. Keep them out of the reach of children, lock them up if possible. Make sure your children understand that medicine is not candy.

Follow directions carefully. Read your labels. Be sure to use and store all poisons and medications properly according to recommendations.

Keep your pets safe from household chemicals, too. Don't allow pets near areas that have just been cleaned with chemicals, such as freshly mopped floors or bleached bathtubs and sinks. Clean up any antifreeze/coolant spills. Pets like the flavor but they can die if they ingest it. Store poisonous foods or plants in areas that your pets cannot access. Call your local emergency veterinary hospital if you believe your pet has been poisoned.

IN AN EMERGENCY, DIAL 911

⊕ *Emergency First-Aid Tips* ⊕

FIRST AID FOR CPR & HEART ATTACK

CPR

CPR is to be administered when a person is not breathing or has no pulse. Be quick to act by remembering the A,B,C's: Airway, Breathing & Circulation.

Airway:

Place the person on a firm surface, on their back. Kneel next to the person's neck and shoulders. Open the person's airway by tilting back the head and lifting the chin.

Breathing:

With the head tilted and chin lifted, pinch the nostrils shut and cover the person's mouth with yours. Give two slow breaths.

Circulation:

Find the hand position on the center of the breastbone. Place the heel of your hand on that position, with your other hand on top of the first hand. Use your upper body weight to push down. Give two compressions per second. Compress the chest at a rate equal to 100/minute. Perform 30 compressions at this rate. Repeat until an ambulance arrives.

HEART ATTACK

Symptoms of a heart attack may include any of the following:

- Uncomfortable pressure, fullness or squeezing pain in the center of the chest.
- Expanded pain in the upper abdomen.
- Shortness of breath.
- Pain or numbness in either arms, shoulders, neck, jaw or teeth.
- Dizziness or fainting.
- Nausea and sweating.

If you or someone else may be having a heart attack - follow these steps immediately:

- **DIAL 911**
- **Chew and swallow Aspirin (unless you are allergic/not allowed to)**
- **Take Nitroglycerin (only if prescribed)**
- **Begin CPR if the person is unconscious**

IN AN EMERGENCY, DIAL 911

Emergency Numbers For Kids

KEEP A COPY OF THIS LIST NEAR EACH PHONE IN YOUR HOUSE

MY ADDRESS: _____

MY PHONE NUMBER: _____

MOM AT WORK: _____

MOM CELL PHONE: _____

DAD AT WORK: _____

DAD CELL PHONE: _____

NEIGHBOR: _____

EMERGENCY CONTACT: _____

POISON CONTROL: 1-800-222-1222

EMERGENCY DIAL

911

Lyon County Environmental Office is our name &
Waste Reduction & Pollution Prevention is our game!

Call 507-532-8210 For:

- ♻️ Recycling Information
 - ♻️ *Info on Proper Disposal of Hazardous Wastes Generated by Households, Businesses & Farms*
 - ♻️ Environmental Education Resources and/or project Ideas
 - ♻️ *Waste Reduction Info for Citizens, Schools & Businesses*
 - ♻️ Presentations (free) Available for Schools, Community & Church Groups in Lyon and Yellow Medicine Counties.
- ➔ Also available is info about proper disposal of problem materials such as major appliances, electronics & tires.



The Household Hazardous Waste Facility is located in the Public Works Building at the fairgrounds in Marshall.

The Facility accepts hazardous waste from Lyon, Lincoln, Yellow Medicine, Pipestone, Rock, Redwood, Murray, Cottonwood, Nobles & Jackson county residents.

Hazardous waste items are accepted from households
Mon-Fri: 8 a.m. to 4:30 p.m.; & the second Saturday of each month from 9 a.m. to 2 p.m.

(Businesses call 507-532-8210 for hazardous waste disposal info.)

The Lyon County Landfill accepts municipal solid waste and construction & demo debris.

Call 507-865-4615 for fees & for more details.



The landfill is located between Lynd & Russell - 10 miles south of Marshall on Hwy. 23 & 1 mile east on Co. Rd. 59.

Hours of operation are:
Mon-Fri: 6 a.m. - 4 p.m.
Saturdays: 7 a.m. - 12 noon.