


FREE RESIDENT GUIDE

*What's Inside:
Businesses
Directory
History
Events
And More*

**La Crosse
& Vernon
Counties,
Wisconsin**

SCAN THE CODE FOR
FREE LOCAL COUPONS



WKPO 105.9 FM

guaranteed music variety

(608) 638-1059

**COON VALLEY
FARMERS TELEPHONE CO.**

*Your One Stop Shop For:
Phone Service • Long Distance
Digital TV & DSL*

**608-452-3101
COONVALLEYTEL.COM**

**ILAND TOOL
& DIE CO.**

SINCE 1951
TOOLS • DIES • FIXTURES
LIGHT FABRICATING
FAX LINE SAME NUMBER

(608) 784-6527

1402 Bainbridge St.,
La Crosse, WI

Scottish
INNS

www.bookroomsnow.com
1-866-629-6934

*A Good
Night's
Sleep!*

3 Blocks to Bike Trail • Close to Park • Fridge/Microwave
Iron & Ironing Board • Hair Dryer • Coffee Maker • Digital AC/Heat
Magnifying Mirror • Free HBO/WiFi • On Site Restaurant
Free Fax • Free Copies • All Rooms Non-Smoking
Snowmobilers, Bikers, ATV Riders Welcome
All Rooms have 32" LCD TV's

509 S. Water St. • Sparta, WI 54656 • (608) 269-3138

Table of Contents

2-3	Local Area Events
4	Residential Services
5	La Crosse County History
6-7	La Crosse County Communities
8	Vernon County History
9-10	Vernon County Communities
11	Parks & Recreation
12	Local Area Attractions
13-14	DNR License Centers
14	Wisconsin Trapping Seasons
15	Wisconsin Hunting Seasons
17	Wisconsin Fishing Seasons
26	La Crosse County Snowmobile Trails
27	Vernon County Snowmobile Trails
34	2012 Green Bay Packers Schedule

2012 CALENDAR

JANUARY							FEBRUARY							MARCH							APRIL						
S	M	T	W	T	F	S	S	M	T	W	T	F	S	S	M	T	W	T	F	S	S	M	T	W	T	F	S
1	2	3	4	5	6	7	1	2	3	4	1	2	3	1	2	3	4	5	6	7							
8	9	10	11	12	13	14	5	6	7	8	9	10	11	4	5	6	7	8	9	10	8	9	10	11	12	13	14
15	16	17	18	19	20	21	12	13	14	15	16	17	18	11	12	13	14	15	16	17	15	16	17	18	19	20	21
22	23	24	25	26	27	28	19	20	21	22	23	24	25	18	19	20	21	22	23	24	22	23	24	25	26	27	28
29	30	31	26	27	28	29	25	26	27	28	29	30	31	29	30												

MAY							JUNE							JULY							AUGUST							
S	M	T	W	T	F	S	S	M	T	W	T	F	S	S	M	T	W	T	F	S	S	M	T	W	T	F	S	
	1	2	3	4	5						1	2	1	2	3	4	5	6	7						1	2	3	4
6	7	8	9	10	11	12	3	4	5	6	7	8	9	8	9	10	11	12	13	14	5	6	7	8	9	10	11	
13	14	15	16	17	18	19	10	11	12	13	14	15	16	15	16	17	18	19	20	21	12	13	14	15	16	17	18	
20	21	22	23	24	25	26	17	18	19	20	21	22	23	22	23	24	25	26	27	28	19	20	21	22	23	24	25	
27	28	29	30	31	24	25	26	27	28	29	30	29	30	31	26	27	28	29	30	31								

SEPTEMBER							OCTOBER							NOVEMBER							DECEMBER							
S	M	T	W	T	F	S	S	M	T	W	T	F	S	S	M	T	W	T	F	S	S	M	T	W	T	F	S	
						1		1	2	3	4	5	6						1	2	3							1
2	3	4	5	6	7	8	7	8	9	10	11	12	13	4	5	6	7	8	9	10	2	3	4	5	6	7	8	
9	10	11	12	13	14	15	14	15	16	17	18	19	20	11	12	13	14	15	16	17	9	10	11	12	13	14	15	
16	17	18	19	20	21	22	21	22	23	24	25	26	27	18	19	20	21	22	23	24	16	17	18	19	20	21	22	
23	24	25	26	27	28	29	28	29	30	31	25	26	27	28	29	30	23	24	25	26	27	28	29					
30																					30	31						

2013 CALENDAR

JANUARY							FEBRUARY							MARCH							APRIL						
S	M	T	W	T	F	S	S	M	T	W	T	F	S	S	M	T	W	T	F	S	S	M	T	W	T	F	S
	1	2	3	4	5						1	2						1	2		1	2	3	4	5	6	
6	7	8	9	10	11	12	3	4	5	6	7	8	9	3	4	5	6	7	8	9	7	8	9	10	11	12	13
13	14	15	16	17	18	19	10	11	12	13	14	15	16	10	11	12	13	14	15	16	14	15	16	17	18	19	20
20	21	22	23	24	25	26	17	18	19	20	21	22	23	17	18	19	20	21	22	23	21	22	23	24	25	26	27
27	28	29	30	31	24	25	26	27	28	24	25	26	27	28	29	30	28	29	30								

MAY							JUNE							JULY							AUGUST						
S	M	T	W	T	F	S	S	M	T	W	T	F	S	S	M	T	W	T	F	S	S	M	T	W	T	F	S
				1	2	3	4						1	1	2	3	4	5	6						1	2	3
5	6	7	8	9	10	11	2	3	4	5	6	7	8	7	8	9	10	11	12	13	4	5	6	7	8	9	10
12	13	14	15	16	17	18	9	10	11	12	13	14	15	14	15	16	17	18	19	20	11	12	13	14	15	16	17
19	20	21	22	23	24	25	16	17	18	19	20	21	22	21	22	23	24	25	26	27	18	19	20	21	22	23	24
26	27	28	29	30	31	23	24	25	26	27	28	29	28	29	30	31	25	26	27	28	29	30	31				

SEPTEMBER							OCTOBER							NOVEMBER							DECEMBER						
S	M	T	W	T	F	S	S	M	T	W	T	F	S	S	M	T	W	T	F	S	S	M	T	W	T	F	S
1	2	3	4	5	6	7		1	2	3	4	5						1	2		1	2	3	4	5	6	7
8	9	10	11	12	13	14	6	7	8	9	10	11	12	3	4	5	6	7	8	9	8	9	10	11	12	13	14
15	16	17	18	19	20	21	13	14	15	16	17	18	19	10	11	12	13	14	15	16	15	16	18	18	19	20	21
22	23	24	25	26	27	28	20	21	22	23	24	25	26	17	18	19	20	21	22	23	22	23	24	25	26	27	28
29	30	27	28	29	30	31	27	28	29	30	31	24	25	26	27	28	29	30	29	30	31						

LincolnMarketing
SINCE 1984

This free publication is made possible by the advertisers and other local agencies and may not be reproduced. Please support the local advertisers in this publication. Comments and/or suggestions may be directed to: info@lincolnmarketing.us
View this publication online at: www.lincolnmarketing.us

SCAN THE CODE
TO DOWNLOAD
THIS GUIDE



Local Area Events

JANUARY

Bridal Expo | La Crosse
Gun Show | La Crosse
Midwest Farm Show | La Crosse
Winter Rec Fest | La Crosse
Junior Ski Jumpers Competition | Westby

FEBRUARY

Yes Holmen | Holmen
Lutefisk/Meatball Dinner | Westby
Snowflake Ski Jumping Competition | Westby

MARCH

Sweet, Sweet Spring | Coon Valley
La Crosse Area Home & Builders Show
Custom Auto Show | La Crosse
Flea Market | La Crosse
Greater La Crosse Golf Show
Model Railroad Show | La Crosse
Monster Truck Show | La Crosse
Spring String Festival | La Crosse
St. Patrick's Day Parade | La Crosse
Spaghetti Dinner & Bingo | Westby

APRIL

Antique Show | La Crosse
Beer, Wine & Cheese Festival | La Crosse
Wellness Expo | La Crosse
Wisconsin Rumble | La Crosse
Easter Egg Hunt | Westby

MAY

Blues Bash | La Crosse
La Crosse Fitness Festival
River to Ridge Run/Walk | La Crosse
Riverside Family Fun Fair | La Crosse
Wienerfest | La Crosse
Vernon Trails Annual Community Bike Ride
Viroqua Main Street Arts & Crafts Crawl
Frokost Norwegian Breakfast | Westby
Sons of Norway Pancake Supper | Westby
Syttende Mai Norwegian Festival | Westby
Syttende Mai Banquet & Coronation | Westby
West Salem Village-Wide Rummage Sale

JUNE

Festival Foods Salute to the 4th | La Crosse
Freedom Fest | La Crosse
Island Days | La Crosse
Mid Summer Dance | La Crosse
Outdoor Art Fair | La Crosse
Ranger Rally | La Crosse
Veteran's Memorial Ride | La Crosse
Watercross Races | La Crosse
Norskedalen's Midsummer Fest
Upper Mississippi Outdoor Expo | Onalaska
Brice Prairie Morris Run/Walk | Onalaska
Butterfest | Sparta
Rock & Gem Show | Viroqua
Hamburgers in the Park | Westby
Westby City-Wide Garage Sale

Local Area Events

JULY

Art Fair on the Green | La Crosse
Barron Island Rendezvous | La Crosse
La Crosse Interstate Fair
Jazz Party & Art Show in the Park | La Crosse
Krazy Daze | La Crosse
Rail Fair | La Crosse
Riverfest | La Crosse
Youth Outdoor Fest | La Crosse
Outdoor Art Fair | Onalaska
4th of July Fireworks | La Farge, Westby
Bluegrass & Gospel Festival | Viroqua
Maxwell Street Days | Viroqua
A Sprint Triathlon | Viroqua
Westby's Garden Party
Norskedalen Fair & Soiree | Westby

AUGUST

Bangor Lions Fun Daze
Hillsboro Charity Tractor Pull
Labor Day Celebration | Hillsboro
Kornfest | Holmen
Lions Car Show | Holmen
Miss Holmen Pageant
WI High School Regional Rodeo | Holmen
Bark in the Park | La Crosse
Centurymtel's Sand on the Riverfront | La Crosse
Great River Folk Festival | La Crosse
Great River Jazz Fest | La Crosse
Irishfest | La Crosse
Pride Fest | La Crosse
Wild West Days | Viroqua
Snowflake Open Golf Tournament | Westby

SEPTEMBER

Tri-Quest | Holmen
Applefest | La Crescent
Elvis Explosion | La Crosse
Lipizzaner Stallions | La Crosse
Oktoberfest | La Crosse
Story Fest | La Crosse
Rocco's Memorial Gun Show | Onalaska
Vernon County Fair
Cranberry Festival | Warrens

OCTOBER

Historic Downtown La Crosse Day
UW-La Crosse Centennial Celebration
UW-La Crosse Homecoming Weekend
Viroqua Partners City-Wide Rummage Sale
Viroqua Partners Safe Trick-or-Treat
Outdoor Quilt Show | Westby

NOVEMBER

Majesty of Christmas Pageant | Holmen
Holiday Fair | La Crosse
Thanksgiving Day Dinner | La Crosse
Viroqua Fire Department's Chili Supper
Viroqua Partners Twinkle Fest
Fall Bazaar | Westby

DECEMBER

Caroling of the Choirs | Viroqua
Old Fashioned Christmas | Westby

Residential Services

LA CROSSE COUNTY

Administrator.....	(608)785-9700
Attorney	785-9604
Community Development	785-5792
County Clerk	785-9581
County Surveyor	785-9626
County Treasurer	785-9711
Emergency Management	789-4811
Emergency Services Department	785-9634
Facilities Department	785-9770
Finance Department	785-9580
Health Department	785-9872
Highway Department	786-3810
Human Services	785-5875
Information Technology	785-9601
Land Conservation Department	785-9867
Parks (Shelter Reservations)	785-9770
Sheriff.....	785-9629
Solid Waste	785-9572
Veterans Service	785-9719

VERNON COUNTY

Administrator.....	(608)637-5271
Attorney	637-5357
County Clerk	637-5380
County Treasurer	637-5365
Health Department	637-5251
Highway Department	637-5452
Human Services	637-5210
Information Technology	637-5310
Land & Water Conservation	637-5480
Sheriff.....	637-2123
Solid Waste	634-2900
Veterans Service	637-5274



La Crosse County History (La Crosse, County Seat)

The first permanent settler in the area was fur trader Nathan Myrick in 1841. He set up a trading post with Eben Weld on what was referred to at the time as Barron's Island. The lumber industry began over-taking the fur trade business and by 1848 Myrick had noted that there were already eleven sawmills on the Black River. La Crosse became the main site for cargo boats to unload their goods. Local merchants were middlemen, collecting commission for storing and forwarding goods. The growing demand for boats to be built and fixed became an important industry which helped the village grow. La Crosse County was formed from Crawford County in 1851. In 1856 the La Crosse settlement became a city and the first mayoral election took place with Thomas Benton Stoddard as the first mayor of La Crosse. The La Crosse and Milwaukee Railroad was completed in October of 1858 and the Southern Minnesota Railroad was built from Wells, Minnesota, connecting La Crosse to the west. Eventually bridges were built across the Mississippi River ending the need for ferries. By 1900 La Crosse County had a population of 42,997. Today, La Crosse County is home to approximately 111,791 residents with the city of La Crosse as the county seat.

La Crosse County Communities

CITIES:

LA CROSSE – pop. 51,840

ONALASKA – pop. 16,644

VILLAGES:

BANGOR – pop. 1,400

HOLMEN – pop. 7,342

ROCKLAND – pop. 628

WEST SALEM – pop. 4,731

TOWNS:

BANGOR – pop. 583

BARRE – pop. 1,014

BURNS – pop. 979

CAMPBELL – pop. 4,441

FARMINGTON – pop. 1,733

GREENFIELD – pop. 1,538

HAMILTON – pop. 2,301

HOLLAND – pop. 3,042

MEDARY – pop. 1,455

ONALASKA – pop. 7,658

SHELBY – pop. 4,592

WASHINGTON – pop. 738

**Populations are approximate.*

CAMPBELL

In 1851, the town of Campbell was settled. It was named for former Lieutenant Governor of Wisconsin, Erasmus D. Campbell. In May of 1851 one of the area's first settlers Joseph French arrived. Most of the settlers were of French Canadian descent, primarily from Quebec. They settled the area that is part of a large island bordered by the Mississippi and Black Rivers and Lake Onalaska. The island is known as "French Island". Today, Campbell is home to approximately 4,441 residents.

LA CROSSE (COUNTY SEAT)

In 1841 La Crosse was settled by fur traders. They had a trading post and traded heavily with the Ho-Chunk Native Americans. In 1848 the lumber industry over-took the fur trade. The town grew rapidly at this point, expanding from six to eight homes, to a population of 745 in a three year period. On March 14th, 1856 La Crosse became a city as well as county seat. Today, La Crosse is home to approximately 51,840 residents.

ONALASKA

In 1851, Onalaska was founded by Thomas G. Rowe, a New York Native. Rowe named the settlement Onalaska after a favorite poem titled, "The Pleasures of Hope," by Thomas Campbell. The site of Onalaska is located on a ridge that overlooks Lake Onalaska, the Black River, the Mississippi River and the bluffs three miles away in Minnesota. Early industry was led by lumbering, but today the community is widely recognized as the sunfish capital of the world. Today, Onalaska is home to approximately 16,644 residents.

La Crosse County Communities

ROCKLAND

The first settlers landed in the area in the mid 1800s. They were primarily of German, Dutch and Irish descent. They cleared the forested land and built homes and farms. As the population grew, small businesses became established which included a sawmill, a feed mill and several cheese factories. The first town meeting was held in 1856. The town had only five one-room school houses until the 1960's when they were included into surrounding school districts. Today, Rockland is home to approximately 628 residents.

WEST SALEM

The first settler Thomas Leonard arrived in 1851. He moved to the area from New England and along with his family, built the first log cabin on the settlement. A neighboring village, Neshonoc, was founded by Monroe Palmer. There was a rival between the two towns until the railroad arrived. Leonard donated his land to the railroad and a depot was built there, meanwhile Palmer wanted the railroad to buy his land. Leonard's village over-took Neshonoc when most of its settlers moved to what was to become West Salem. The name originally suggested for Leonard's village was Rupert however, West Salem was the name that was chosen. Today, West Salem is home to approximately 4,731 residents



1258 County Road DH
Onalaska, WI 54650
(608) 782-3257
www.olivejuicequilts.com

mon - sat 10 - 5
thurs 10 - 8
sun 12 - 4

baby lock **BERNINA**[®]
Located behind TJ Maxx on the speed bump road.



Vernon County History (Viroqua, County Seat)

Vernon County was named after president George Washington's home Mt. Vernon and the green pastures located throughout the area. Vernon County was originally named Bad Axe County but it was renamed in 1862 because residents thought "Bad Axe" was considered unfavorable. Early on Vernon County was formed from portions of Richland and Crawford counties. The first settlers arrived to the area in the spring of 1844. John McCullough was considered the first settler of Vernon County which was then part of Crawford County. Many settlers were farmers and were attracted to the lush lands for agriculture as well as the Mississippi River to the west. Populations increased with the rise of agriculture and the introduction of steamboats in the upper Mississippi River. In 1900 Vernon County had a population of 28,351. Today Vernon County is home to approximately 29,324 residents with the city of Viroqua as the county seat.

Vernon County Communities

CITIES:

VIROQUA – pop. 4,335

WESTBY – pop. 2,045

VILLAGES:

CHASEBURG – pop. 306

COON – pop. 683

COON VALLEY – pop. 714

DE SOTO – pop. 366

GENOA – pop. 263

LA FARGE – pop. 775

ONTARIO – pop. 476

READSTOWN – pop. 395

STODDARD – pop. 799

VIOLA – pop. 667

TOWNS:

BERGEN – pop. 1,317

CHRISTIANA – pop. 871

CLINTON – pop. 1,354

FOREST – pop. 583

FRANKLIN – pop. 923

GREENWOOD – pop. 770

HAMBURG – pop. 848

HARMONY – pop. 739

HILLSBORO – pop. 1,302

JEFFERSON – pop. 974

KICKAPOO – pop. 566

LIBERTY – pop. 167

STARK – pop. 349

STERLING – pop. 713

UNION – pop. 531

WEBSTER – pop. 676

WHEATLAND – pop. 533

WHITESTOWN – pop. 509

**Populations are approximate.*

DE SOTO

De Soto was originally recognized as Winneshiek Landing until it was renamed "Desoto" in honor of Hernando De Soto who discovered the Mississippi River. Early industry was led by logging and businesses included sawmills, breweries, hotels, a creamery and a variety of specialty shops. Its proximity to the Mississippi River allowed for easy transport of goods and the area continued to develop until the arrival of the railroad in 1882 which halted river traffic. Today De Soto is home to approximately 366 residents.

HILLSBORO

In 1850 the earliest settlers to the area began to arrive. Hillsboro was named after early settlers Valentia Hill and his brothers. One of the first businesses was the saw mill which was followed by a grist mill on the Baraboo River. From there a blacksmith, hotel and school were established. In the 1880s the first creameries were established and the first hospital was established in 1911. Today Hillsboro is home to approximately 1,302 residents.

Vernon County Communities

LA FARGE

The first post office in the La Farge area was established in 1863 a few miles south of its present site. The first postmaster Mr. S.W. Green named the post office La Farge after coming across the French name in a book. The post office was relocated to an area referred to as De Jean's Corners, and from there the village got its start. The first hotel The La Farge House was established in 1895. Soon after a photography studio, general store and a stove and heading factory were also established. The railroad was built through the village in 1897 and the community began to thrive and was incorporated in 1899. Today La Farge is home to approximately 775 residents.

VIROQUA (COUNTY SEAT)

Moses Decker Viroqua's first settler arrived in 1846 along with his sons built a cabin. The village was platted in 1850 by Samuel McMichael and in 1851 Decker, along with the community constructed a house that was needed for a meeting place. It also served as a courthouse and later became a school and a church. In 1852 Decker donated forty acres of land to help Viroqua become the new county seat of Vernon. Today Viroqua remains the county seat and is home to approximately 4,335 residents.

WESTBY

The Westby area was originally occupied by the Sac, Fox and Winnebago Indian tribes. Their population decreased in the area after the Black Hawk War of 1832. In 1837 the Winnebago ceded all their land that was east of the Mississippi to the United States and in 1848, Norwegian immigrants began settling in the area. Ole T. Westby established a general store in 1867. When the railroad was built through the area, a station was built and named Westby, honoring Ole T. Westby. In 1896 Westby became incorporated as a village and was incorporated as a city in 1920. Today Westby is home to approximately 2,045 residents.

Shop • Dine • Play • Stay



locally and help support businesses throughout La Crosse & Vernon Counties.



Local Area Parks & Recreation

BLACK HAWK PARK

De Soto | (608) 648-3314

Located in De Soto, Black Hawk Park features camping, canoe, boat and motor rentals, backwater flatbottom rides, and boat launches.

GOOSE ISLAND PARK

W6488 Cty Rd. G1 | Stoddard | (608) 788-7018

Located in Stoddard Goose Island Park features a campground, Canoe and Kayak rentals, a boat launch, playground equipment, a swimming beach, nature trails, volleyball and basketball courts, and a miniature golf course.

UPPER MISSISSIPPI RIVER NATIONAL WILDLIFE & FISH REFUGE

Onalaska | (608) 783-8405

Located on the Mississippi River near Onalaska the Upper Mississippi River National Wildlife & Fish Refuge features nature trails, fishing piers, boat launches and wildlife watching opportunities.

VETERANS MEMORIAL PARK

N4668 Cty Rd. VP | West Salem | (608) 786-4011

Located in West Salem, Veterans Memorial Park features canoeing, fishing opportunities, recreational trails, baseball fields, a beach volleyball court, outdoor shuffleboard, shelter houses, and a campground.

WILDCAT MOUNTAIN STATE PARK

E13660 Hwy. 33 | Ontario | (608) 337-4775

Located in the Kickapoo River Valley, Wildcat Mountain State Park features hiking trails and nature trails, camping sites, horseback riding, and canoe rentals.

Local Area Attractions

BANGOR LANES

106 16th Ave. N | Bangor | (608) 486-2015

BLACK RIVER EXPRESS

301 Washington Ave. S | Melrose | (608) 488-7017

CARMIKE VALLEY SQUARE 6

4400 State Rd. | La Crosse | (608) 781-2335

CHILDREN'S MUSEUM OF LA CROSSE

207 5th Ave. S | La Crosse | (608) 784-2652

CLEMENTS FISHING BARGE

108 Main St. | Genoa | (608) 689-2800

EAGLE CAVE RESORT, LLC

16320 Cavern Ln. | Blue River | (608) 537-2988

THE FOREAKER SCHOOL

606 W Broadway St. | Viroqua | (608) 637-7396

GARDEN OF PEACE MAUSOLEUM

2945 21st Place S | La Crosse | (608) 788-4114

HILLSBORO HISTORICAL SOCIETY

Maple St. | Hillsboro | (608) 489-3192

LA CROSSE COMMUNITY THEATRE

118 5th Ave. N | La Crosse | (608) 784-9292

LA CROSSE COUNTY HISTORICAL SOCIETY

PO Box 1272 | La Crosse | (608) 782-1980

LA CROSSE QUEEN CRUISES

405 E Veterans Memorial Dr. | La Crosse | (608) 784-8523

MARCUS LA CROSSE CINEMA

2032 Ward Ave. | La Crosse | (608) 784-1422

MT. LA CROSSE SKI AREA

N5549 Old Town Hall Rd. | La Crosse | (608) 788-0044

OLD ST. MARYS CHURCH MUSEUM

606 W Broadway St. | Viroqua | (608) 637-7396

PARK BOWL

202 N Main St. | Viroqua | (608) 637-7183

PEARL ST BREWERY

1401 Saint Andrew St. | La Crosse | (608) 784-4832

RIVOLI THEATRE

117 4th St. N | La Crosse | (608) 785-2058

SERENDIPITY COUNTY CLUB INC

S4129 Cty. Rd. | Viroqua | (608) 637-7708

THE SHERRY-BUTT HOUSE

795 N Main St. | Viroqua | (608) 637-7396

SWARTHOUT MUSEUM

112 9th St. S | La Crosse | (608) 782-1980

TEMPLE THEATRE

116 S Main St. | Viroqua | (608) 637-8190

TOP SHOTS POOL & DARTS

137 4th St. S | La Crosse | (608) 782-6622

TOWNSHIP BOWL

S2060 Cty. Hwy. HH | Hillsboro | (608) 489-2272

VERNON COUNTY HISTORICAL SOCIETY

PO Box 444 | Viroqua | (608) 637-7396

VERNON SQUARE CINEMA

210 Fairgrounds Rd. | Viroqua | (608) 637-5245

WALSH GOLF CENTER

4203 Cty. Rd. B | La Crosse | (608) 781-0838

WESTBY AREA HISTORICAL SOCIETY

PO Box 42 | Westby | (608) 634-4101

DNR License Centers

You can purchase hunting and fishing licenses, cross-country ski passes and snowmobile trail stickers through the Electronic License System.

Online: www.dnr.wi.gov, Toll Free: 1 (888) 936-7463,

Or visit one of the ELS agents available throughout La Crosse & Vernon Counties:

CHASEBURG

TIPPY TOE INN

307 Depot St. | Chaseburg | (608) 452-3367

GENOA

CAPTAIN HOOKS BAIT & TACKLE

108 Main St. | Genoa | (608) 689-2800

HILLSBORO

COUNTY MARKET HILLSBORO

E18590 Hwy. 33, 80, 82 | Hillsboro | (608) 489-2423

HILLSBORO HARDWARE HANK

930 Water Ave. | Hillsboro | (608) 489-2588

HOLMEN

HOLMEN HARDWARE HANK

205 S Holmen Dr. | Holmen | (608) 526-3361

HOLMEN PAWN & GUN INC

116 Holmen Dr. N | Holmen | (608) 526-3345

HOLMEN QUICK STOP

402 Holmen Dr. | Holmen | (608) 333-3445

LA CROSSE

ACE OF LA CROSSE

4242 Mormon Coulee Rd. | La Crosse | (608) 788-9950

DNR LA CROSSE SERVICE CENTER

3550 Mormon Coulee Rd. | La Crosse | (608) 785-9020

KMART 4089

2415 State Rd. | La Crosse | (608) 788-0800

LA CROSSE, CONTD.

LA CROSSE COUNTY CLERK

400 4th St. N Rm. 1210 | La Crosse | (608) 785-9581

QUILLENS ISLAND

201 Sky Harbour Dr. | La Crosse | (608) 783-6603

ROD'S RIDE ON POWERSPORTS

4140 Mormon Coulee Ct. | La Crosse | (608) 788-4514

WALMART STORE #5127

4622 Mormon Coulee Rd. | La Crosse | (608) 788-1870

WIEBKE FUR CO

110 Rose St. | La Crosse | (608) 784-4402

LA FARGE

HEARTLAND COUNTY CO-OP

210 W Main St. | La Farge | (608) 625-2324

MADDENS TAXIDERMY

53267 Plum Run Rd. | La Farge | 608-625-4293

ROCKTON BAR

52463 Rockton Loop Rd. | La Farge | (608) 625-4395

ONALASKA

FARM & FLEET OF LA CROSSE

9438 US Hwy. 16 | Onalaska | (608) 754-2821

GANDER MOUNTAIN 499

9519 State Hwy. 16 | Onalaska | (608) 783-2820

LA CROSSE ARCHERY

1231 Oak Forest Dr. | Onalaska | (608) 781-7752

DNR License Centers

ONALASKA, CONTD.

SHAFERS BOATS & BAIT LLC

W7221 North Shore Ln. | Onalaska | (608) 781-3100

WALMART STORE #1679

3107 Market Pl. | Onalaska | (608) 781-8282

READSTOWN

KICKAPOO KWIK STOP

Hwy. 14 W | Readstown | (608) 629-5775

STODDARD

MINNOW SHOP

201 N Main St. | Stoddard | (608) 317-3088

WESTBY

ACE HARDWARE

405 S Main | Westby | (608) 634-3184

WEST SALEM

NESHONOC SPORTS LLC

201 City Hwy. 16 E | West Salem | (608) 786-2266

VIROQUA

DRIFTLESS ANGLER

106 S Main St. | Viroqua | (608) 637-8779

NELSON MILL & AGRI CENTER

217 N Center Ave. | Viroqua | (608) 637-2192

WALMART STORE # 971

1133 N Main St. | Viroqua | (608) 637-8511

VIROQUA QUICK STOP

726 N Main St. | Viroqua | (608) 637-3388

Wisconsin Trapping Seasons

COYOTE

10/20/12 - 02/15/13

BEAVER

Zone A: 11/03/12 - 04/30/13

Zone B: 11/03/12 - 04/30/13

Zone C: 11/03/12 - 03/31/13

Zone D: 1 day after duck season closes - 03/15/13

FISHER

10/20/12 - 12/31/12

OTTER

Northern Zone: 11/03/12 - 04/30/13

Central Zone: 11/03/12 - 03/31/13

Southern Zone: 11/03/12 - 03/31/13

FOX (RED & GRAY)

10/20/12 - 02/15/13

14 La Crosse & Vernon Counties - Resident Guide

MINK

Northern Zone: 10/20/12 - 02/28/13

Southern Zone: 10/27/12 - 02/28/13

Winnebago Zone: 10/27/12 - 03/15/13

Mississippi River: 1 day after duck season closes

MUSKRAT

Northern Zone: 10/20/12 - 02/28/13

Southern Zone: 10/27/12 - 02/28/13

Winnebago Zone: 10/27/12 - 03/15/13

Mississippi River: 1 day after duck season closes

RACCOON

Resident: 10/15/11 - 02/15/12

Nonresident: 10/29/11 - 02/15/12

Wisconsin Hunting Seasons

WHITE TAILED DEER*

(NON-CWD & NON-METRO UNITS)

Bow: 09/15/12 - 11/15/12; 11/17/12 - 01/06/13

Gun: 11/17/12 - 11/25/12

Muzzleloader: 11/26/12 - 12/05/12

Youth Deer Hunt: 10/16/12 - 10/07/12

Statewide Antlerless Hunt: 12/06/12 - 12/09/12

CWD Holiday Hunt: 12/24/12 - 01/06/13

BLACK BEAR*

Dogs ARE NOT Permitted: 09/05/12 - 10/09/12

Dogs ARE Permitted: 09/05/12 - 09/11/12;

09/12/12 - 10/02/12

WILD TURKEY*

Youth Turkey Hunt: 04/07/12 - 04/08/12

Spring: 04/11/12 - 04/17/12; 04/18/12 - 04/24/12;

04/25/12 - 05/01/12; 05/02/12 - 05/08/12;

05/09/12 - 05/15/12; 05/16/12 - 05/22/12

Fall: 09/15/12 - 11/15/12; 11/26/12 - 12/31/12

RING-NECKED PHEASANT

10/20/12 - 12/31/12

RUFFED GROUSE*

Zone A: 09/15/12 - 01/21/13

Zone B: 10/20/12 - 12/08/12

SHARP-TAILED GROUSE

10/20/12 - 11/11/12

BOBWHITE QUAIL

10/20/12 - 12/12/12

HUNGARIAN PARTRIDGE*

10/20/12 - 12/31/12

CROW

01/19/12 - 03/20/12; 09/15/12 - 11/15/12

MOURNING DOVE

09/01/12 - 11/09/12

GRAY & FOX SQUIRRELS

09/15/12 - 01/31/13

COTTONTAIL RABBIT

Northern Zone: 09/15/12 - 02/28/13

Southern Zone: 10/20/12 - 02/28/13

RED & GRAY FOXES

10/20/12 - 02/15/12

COYOTE

Continuous

RACCOON

Resident: 10/20/12 - 02/15/12

Nonresident: 11/03/12 - 02/15/12

WOODCOCK

09/22/12 - 11/05/12

CANADA GOOSE

09/01/12 - 09/15/12

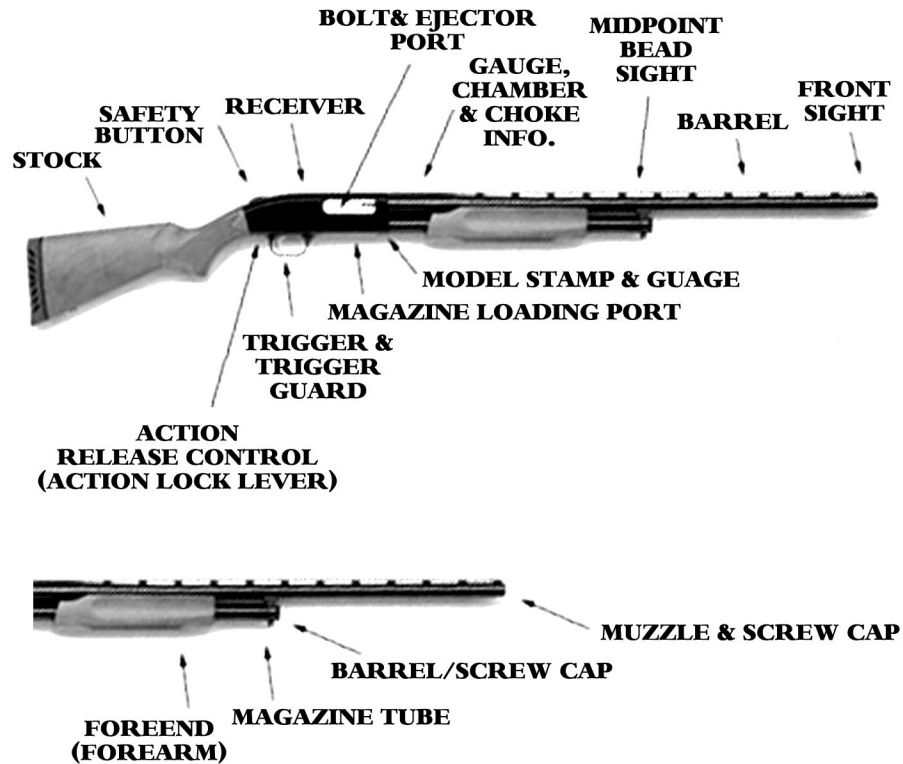
PROTECTED SPECIES (Hunting is PROHIBITED)

Badger; Woodchuck; Wolf; Jackrabbit; Flying Squirrel

**Please contact your local DNR office for specific hunting and trapping zone regulations. For general information on firearm safety training call: 1 (888) 936-7463.*

La Crosse & Vernon Counties - Resident Guide 15

Hunting Safety



All hunters should consider taking an advanced hunter education class to learn the latest hunting techniques along with tips on coming home alive.

Here are five suggestions for a safe and successful hunting experience:

1. Get a detailed map of the area you are hunting, review it before you leave, and carry it with you in the field.
2. Carry a compass and know how to use it. Decide ahead of time the direction to head for if you get lost or disoriented.
3. Weather can change quickly in Wisconsin, so hunters should carry a simple survival kit and be prepared for an unexpected overnight stay in the field. The survival kit should contain a rope, a knife, water, waterproof matches, an emergency shelter, and first aid supplies.
4. If you are on the water, make sure to wear a personal flotation device (life preserver).
5. Know your hunting partners' physical and emotional limitations, as well as your own, and don't push your partners or yourself beyond those limits.

Wisconsin Fishing Seasons

EARLY INLAND TROUT
03/03/12 - 04/29/12

NORTHERN PIKE
05/05/12 - 03/03/13

GENERAL INLAND TROUT
05/05/12 - 09/30/12

WALLEYE
05/05/12 - 03/03/13

GENERAL INLAND FISHING
05/05/12 - 03/03/13

LAKE STURGEON
(Hook & Line) 09/01/12 - 09/30/12

LARGE & SMALLMOUTH BASS
Northern Zone (Catch & Release): 05/05/12 - 06/15/12*
Northern Zone: (Harvest): 06/16/12 - 03/05/13*
Southern Zone: 05/05/12 - 03/03/13

FREE FISHING WEEKEND
06/02/12 - 06/03/12

MUSKELLUNGE
Northern Zone: 05/26/12 - 11/30/12*
Southern Zone: 05/05/12 - 12/31/12*

**Contact the Wisconsin DNR for more information on specific fishing zones and dates: 1 (888) 936-7463*

Multiple Floor Coating Solutions

Industrial, Commercial and Residential



Serving All Your Masonry Needs
We are also specializing in wall coatings.

- Decorative Concrete/Staining Overlaying
- Polished Concrete
- Epoxy & Urethane Coatings
- Garage Floor & Basement Coatings
- Residential garage coatings

Inhibits Growth of Mold, Mildew, Bacteria & Fungus

608-787-6694 • La Crosse, WI • 15 Years of Industrial coating experience!



AFFORDABLE PUMP & WELL REPAIR INC.


OVER 40 YEARS PERSONAL EXPERIENCE
FARM-RESIDENTIAL-SHARED
"YOUR FULL SERVICE COMPANY"



Well Drilling Available!
"We Work On All Major Brands Of Pumps"
www.affordablepumpandwell.com • affordablepumpandwell@charter.net
Denny Schams - 608-792-1416 • Nick Schams - 608-792-9060
LA CROSSE, WI PERMIT #6015

- New Construction
- Well Inspections
- Tank Replacement
- Water Test
- Complete Well & System Repair

608-788-6451



Boating Safety

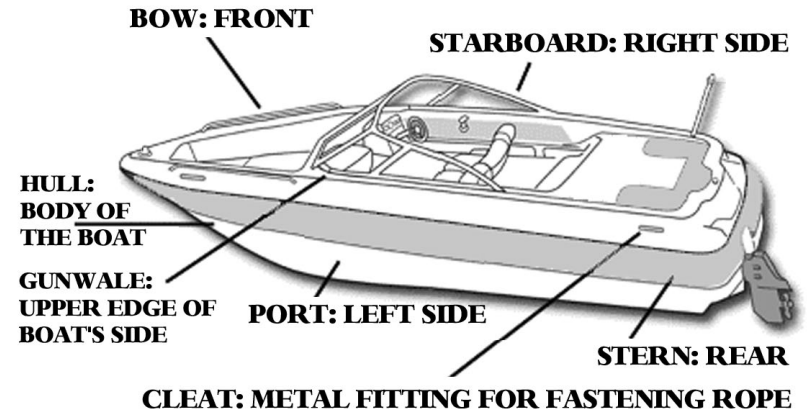
Operating Watercraft

Follow these guidelines to help prevent and prepare for capsizing, swamping, or someone falling overboard.

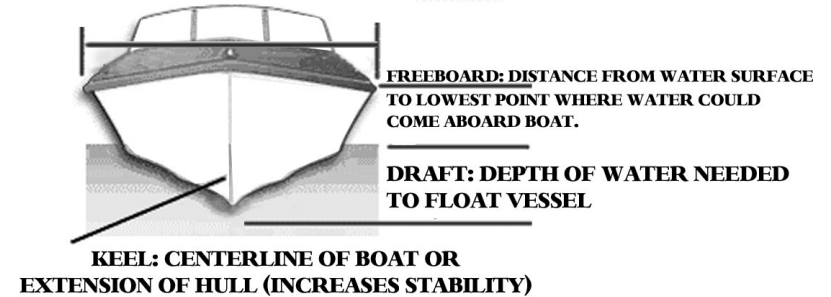
- Make sure that you and your passengers are wearing life jackets while the boat is moving.
- Attach the ignition safety lanyard to your wrist, clothes, or life jacket.
- Don't allow anyone to sit on the gunwale, bow, seat backs, motor cover, or areas not designed for seating. Also, don't let anyone sit on pedestal seats when craft is not in idle.
- Don't overload your boat. Balance the load of passengers and gear stored on-board.
- Keep your center of gravity low by not allowing people to stand up or move around while craft is in motion.
- In small boats, don't allow anyone to lean beyond the gunwale.
- Turn boat at slow rates of speed.
- Secure the anchor line to the bow, never to the stern.
- Don't risk operating water craft in rough conditions or bad weather.

Boating Safety

Know Your Craft



BEAM: MAXIMUM WIDTH OF BOAT



Who May Operate a Motorboat (Other Than a Personal Watercraft)

For engines 25 horsepower or less:

Those under age 12 may operate without restrictions.

For engines over 25 horsepower through 75 horsepower:

Those under age 12 must have someone 21 years of age or older on board within reach of the controls.

For engines over 75 horsepower:

No children under age 12 may operate, even with an adult on board.

Other restrictions apply to boat operators 12 to 17 years old:

Operators from 12 to 17 years of age may operate engines of 25 horsepower or lower with no restrictions.

For engines over 25 horsepower:

Operators 12 to 17 years of age must have:

A watercraft operator's permit, or someone age 21 years or older on board within reach of the controls.

Boating Safety

Flotation Devices



Offshore Life Jackets - Type 1:

For rough or remote waters where rescue may take awhile. Provide the most buoyancy, excellent for flotation, turns most unconscious persons face up in the water.



Near-Shore Vests - Type 2:

Good for calm waters when quick assistance or rescue is likely. Turns some unconscious wearers face up in the water, but not as efficiently as offshore life jackets.



Flotation Aids - Type 3:

Vests or full-sleeved jackets good for calm waters when quick assistance is likely. Not for rough waters. They will not turn most unconscious persons face up. Used for sports, such as water-skiing. Some inflate in water.



Unwearable / Throwable Devices - Type 4:

Cushions and ring buoys designed to be thrown to someone in trouble. Type 4 is not designed to be worn. Not for rough waters - not for anyone unable to hold on to it.



Special Use - Type 5:

Vests, hybrids/others designed for specific activities, for example windsurfing, kayaking, water-skiing. Some Type 5 devices inflate when entering the water. To be acceptable, Type 5 must be used in compliance with their label instructions.

All watercraft must have at least one Coast Guard Approved Type 1, 2, 3 or 5 flotation device that is the proper size for each person on board or being towed.

All devices must be in good condition and easily accessible.

Children under age 10 must wear a device when on board a boat that is underway unless: in an enclosed cabin or below deck or on an anchored boat that is being used for swimming or diving or passenger craft with a licensed captain.

Along with the above at least one approved Type 4 must be on board boats 16 ft. or longer (except canoes and kayaks) and immediately available.

A Coast Guard approved Type 5 device may be substituted for any other Coast Guard approved device if it meets the same requirements and is noted on the label.

Anyone riding a jet ski or other Personal Water Craft must wear an approved -non inflating flotation device, as well as anyone being towed by a water craft.

CRUISE *the* MISSISSIPPI



608-784-8523

**405 Veterans Memorial Dr.
La Crosse, WI 54601**

(Boat dock is located west end of State Street,
north end of Riverside Park, downtown La Crosse)

www.lacrossequeen.com



**Support Your
Local Merchants**

Scan The **QR Code**
For **Free Online Coupons**



LincolnMarketing
www.lincolnmarketing.us
SINCE 1984

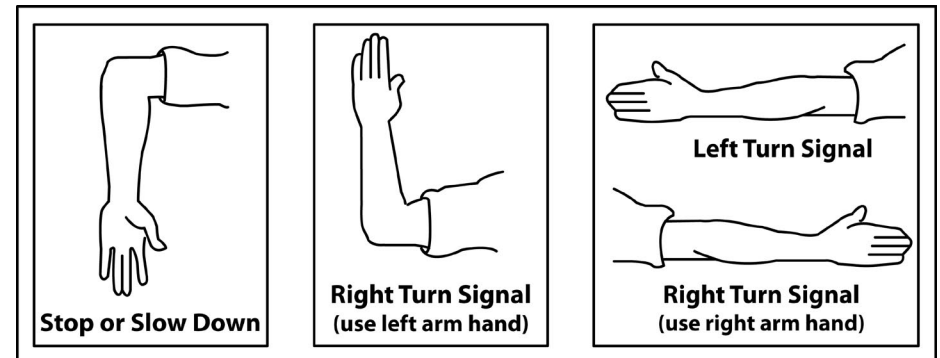
ATV Safety

- Read the owner's manual and know your vehicle thoroughly.
- Check your vehicle before you ride.
- Wear protective equipment and clothing.
- Don't lend your vehicle to unskilled riders.
- Supervise young or inexperienced riders.
- Never carry a passenger on vehicles meant for one rider.
- Do not operate under the influence of drugs or alcohol.
- Drive at speeds that are appropriate to trail conditions.
- Stay to the right on trails.
- Stay away from thin ice, open water and wetlands
- Know the weather forecast.
- Make sure headlights and taillights work properly.
- Maintain safe distances between other riders.
- Reduce your speed when riding at night.
- Yield to other motor vehicles and trail users.
- Young or beginning riders are encouraged to take a safety training course.



Bicycle Safety


- Always wear a properly fitting bike helmet as most serious injuries are to the head.
- Be sure your handlebars, seat and wheels fit snugly.
- Keep your bike in good shape by checking and oiling your chain, making sure your brakes work properly and maintaining your tire pressure.
- Always ride with both hands on the handlebars except when doing turn signals.
- When leaving a driveway, curb or alleyway always stop and check for traffic in both directions.
- Cross only at intersections.
- Use the crosswalk to walk your bike across busy intersections and follow the traffic signals.
- Never ride against traffic. Travel in the same direction as the cars.
- Whenever you can, use bike routes and avoid busy streets.
- Don't ride near parked cars as doors can open and cause accidents.
- Obey all traffic signs and traffic lights.
- When biking with friends, ride in a single file.
- Always pass other bikers or pedestrians on the left and say "On your left!" to make your presence known.
- Always use bicycle hand signals to alert traffic of your changing direction.



Snowmobile Safety

- Do not consume alcohol or take drugs prior to or during your snowmobile trip. Doing so increases your chances of injury or death.
- Slow down and don't cut to the inside of the trail corners. It's dangerous and illegal.
- If you snowmobile at night, don't override your lights.
- Always use the buddy system. Never ride off alone.
- Drowning is one of the causes of many snowmobile fatalities. Whenever possible, avoid the ice.
- Wear sensible, protective clothing designed for operating a snowmobile.
- Use a full size helmet, goggles, or visor to prevent injuries from twigs, stones, ice chips and other debris.
- Avoid wearing long scarves. They may get caught in moving parts of the snowmobile.
- Know the terrain you are going to ride. If unfamiliar to you, ask someone who has traveled over it before.
- Know the weather forecast, especially the ice and snow conditions.
- Be sure your snowmobile is in top-notch mechanical condition throughout the months of use.
- Familiarize yourself with the snowmobile you are driving. Thoroughly read the manual that accompanies the snowmobile.
- Do not pursue domestic or wild animals. That is not the conduct of a sportsman. Report such violations to the nearest law enforcement officer.





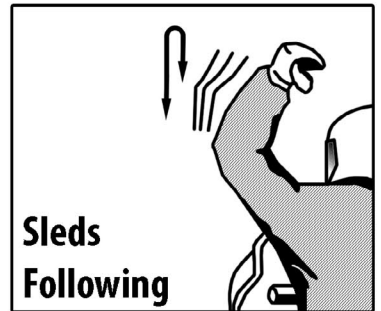

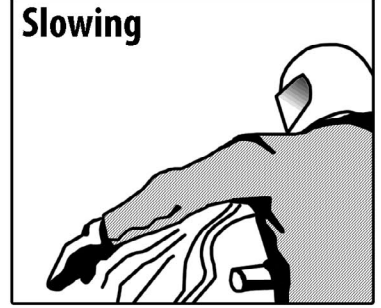
Common Trail Signs



Snowmobile Safety

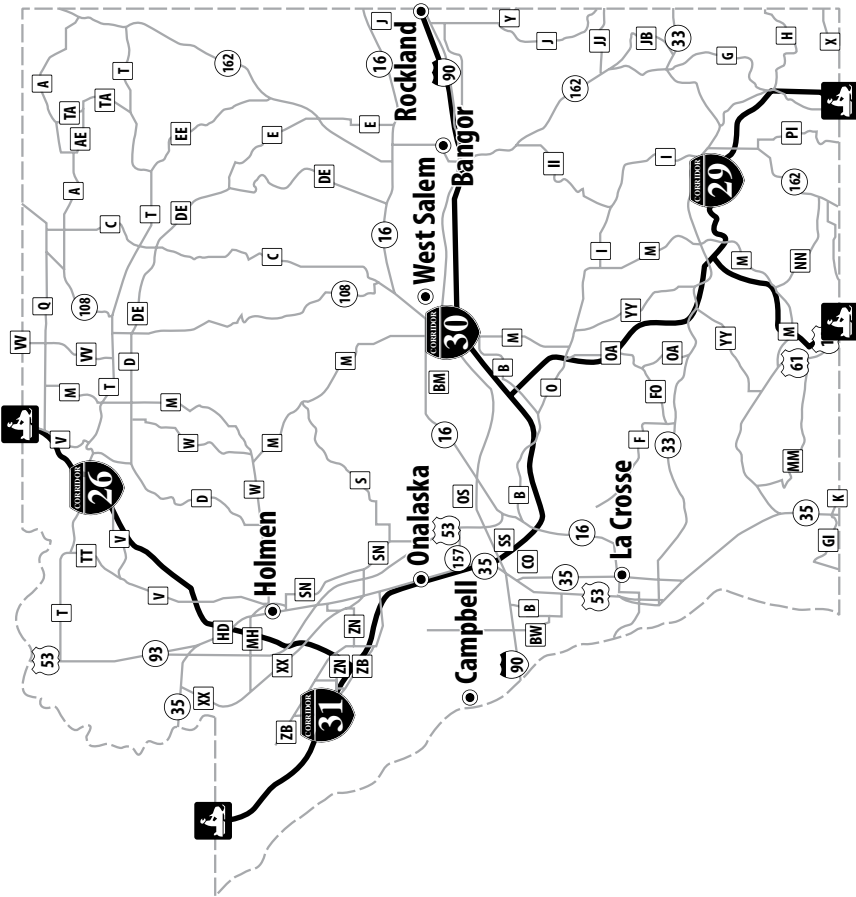
Communication is an essential part of safe riding. Hand signals are a practical way to communicate between other riders and traffic.

Be sure to give easy to see and clear hand signals when snowmobiling. Hand signals should never be subtle, but always deliberate.

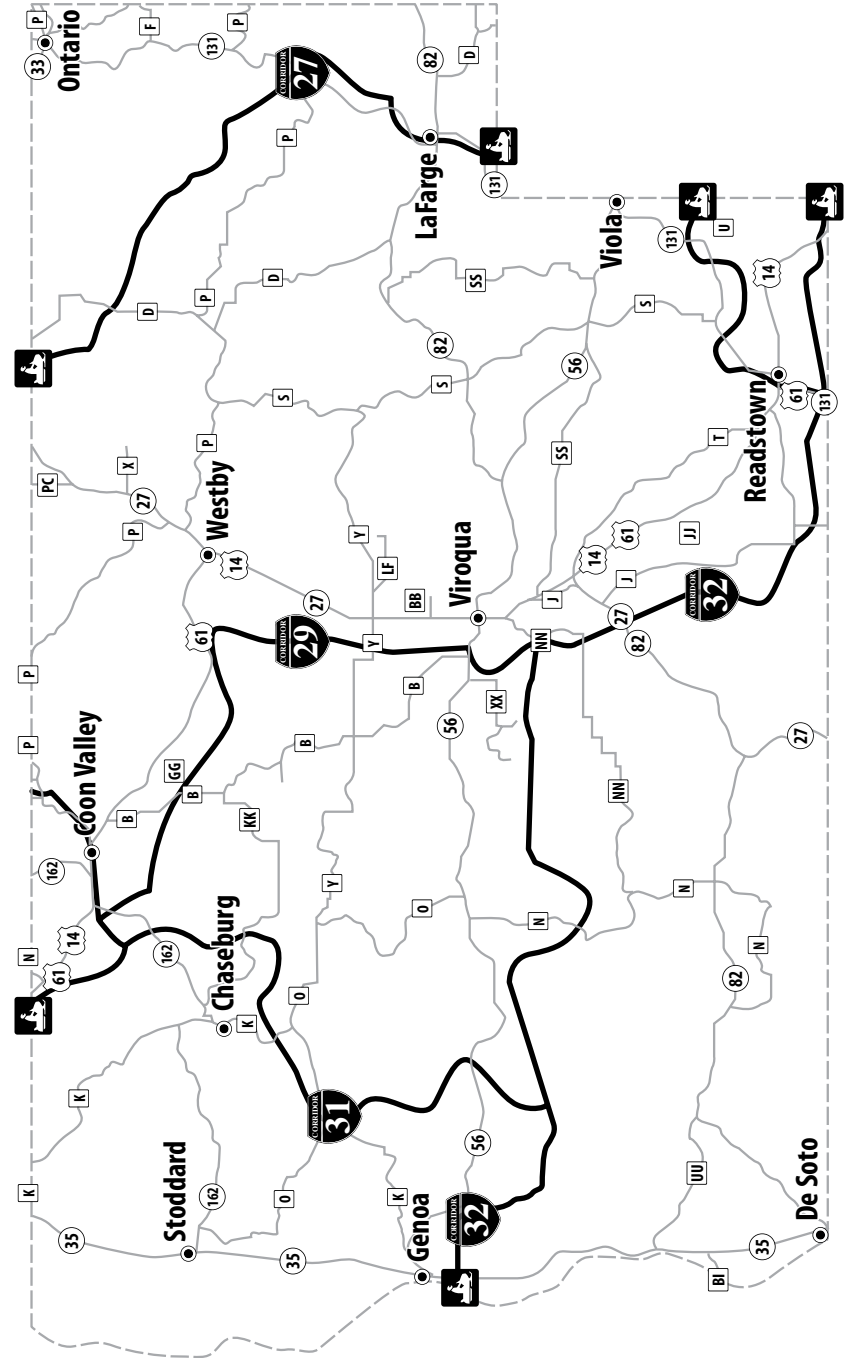




La Crosse County Snowmobile Trails



Vernon County Snowmobile Trails



Home Safety

- Keep the outside of your home well-lit. Motion sensors and timers help deter burglars.
- Dead-bolts and peep-holes should be placed on all outside doors.
- Windows and sliding glass doors should have locks and be in good working order.
- Keep your garage door closed.
- Use an engraver to mark computers, cameras, stereos, TV's, tools, yard equipment, etc.
- Never leave valuables, expensive jewelry, or large amounts of cash at home. If you must, keep a list of your valuables with serial numbers to assist in insurance claims.
- Keep your car locked at all times and store all valuables out of sight.
- Guns should always be stored unloaded and with a gunlock.
- Become part of a neighborhood watch or program that is similar.
- Be suspicious of unusual people or vehicles in your neighborhood. Document the date, time, description and license plate number to give to law enforcement if needed.
- When on vacation, do not advertise your absence. Stop mail and newspaper delivery. Have a trusted friend or neighbor to give the impression you are home by stopping by to take out trash, shovel snow, mow the lawn, etc.



Carbon Monoxide Safety

PREVENTION

- Install carbon monoxide detectors near every bedroom, gas appliance and in your RV, camper or motor home and test them monthly.
- Have flues, chimneys and all fuel-burning appliances inspected by a professional annually.
- Make sure fireplaces, wood stoves, dryers, furnaces and water heaters are properly vented to the outside.
- Only burn clean and untreated wood.
- Never idle your car or gas powered vehicle in the garage, with or without the garage door open.
- Toxic fumes build up quickly and can easily contaminate your home.
- Never use gas-powered engines like weed trimmers, snow blowers, chain saws, lawnmowers or portable generators in enclosed areas.
- Never use a charcoal grill indoors or in any closed area.
- Never use a gas oven to heat your home.
- Never sleep in a room or area heated with a gas or kerosene space heater that does not have proper ventilation.

SYMPTOMS

- Headaches, severe fatigue, vomiting, nausea, muscle and joint pain, dizziness, tingling, vertigo
- Attention and multi-tasking problems, short-term memory problems, word-finding problems
- Irritability, temper, loss of interest, sleep disturbance, anxiety, lack of motivation
- Eating and swallowing difficulties, vision problems, lack of muscular coordination, speaking difficulty, ringing in the ears
- Seizures, tremors, balancing problems, shortness of breath

Carbon monoxide poisoning is easily confused with flu-like symptoms. Serious long-term health risks or death can result if warning signs are ignored. Carbon monoxide can affect you for days, weeks, months or years. High levels of carbon monoxide can be fatal within minutes.

TREATMENT

- Immediately take the victim out to fresh air.
- If the victim cannot be removed, open every window and door.
- All appliances should be turned off.
- Take the victim to an emergency room as quickly as fast as possible, or call 911.

Emergency Planning

ESCAPE ROUTES

Everyone in your family should know the best ways to exit the house in case of a disaster. Teach your young children how to open sliding doors, windows and other exits. Designate a meeting place where the family can gather after escaping from the house.

FLASHLIGHTS

The whole family needs to know where to find flashlights. Periodically check the batteries.

FULLY CHARGED CELL PHONES

All family members should keep their cell phones charged. Make a habit of charging them, while everyone is asleep. Cell phones can be lifesavers in emergencies.

LIST OF VALUABLES

Keep this document listing your possessions (and if possible, a video of your home interior) in a fireproof safe, or in a safe deposit box at a bank.

COMMUNITY EMERGENCY PLANS

Familiarize yourself with community evacuation plans and neighborhood escape routes. Post a copy of them in a highly visible place in your home.



THUNDERSTORM/TORNADO

- Remove dead branches from trees beforehand to avoid injury or damage.
- After seeing lightning, if you hear thunder in less than 30 seconds, it is recommended that you stay inside for 30 minutes after the thunder has ceased.
- The inside of a car is safer than the outside, as a lightning strike will simply pass through the car as long as you aren't in contact with any metal.
- Unplug all major appliances, as a power surge can cause serious damage.
- Avoid all tall structures and elevated areas as well as large amounts of metal.



FIRES

- Make sure that every level of your house has a smoke detector, and be sure to test them once a month. Have the family plan an emergency exit route.
- Always keep track of any stoves or high-temperature/high-voltage appliances that are running. Be sure to never leave any cooking unattended.
- Keep lighters and matches away from children.
- If a burn occurs, soak the skin in cool water. If the skin blisters, seek medical assistance.

⊕ Emergency First-Aid Tips ⊕

FIRST AID FOR CPR & HEART ATTACK

CPR

CPR is to be administered when a person is not breathing or has no pulse. Be quick to act by remembering the A,B,C's: Airway, Breathing & Circulation.

Airway:

Place the person on a firm surface, on their back. Kneel next to the person's neck and shoulders. Open the person's airway by tilting back the head and lifting the chin.

Breathing:

With the head tilted and chin lifted, pinch the nostrils shut and cover the person's mouth with yours. Give two slow breaths.

Circulation:

Find the hand position on the center of the breastbone. Place the heel of your hand on that position, with your other hand on top of the first hand. Use your upper body weight to push down. Give two compressions per second. Compress the chest at a rate equal to 100/minute. Perform 30 compressions at this rate. Repeat until an ambulance arrives.

HEART ATTACK

Symptoms of a heart attack may include any of the following:

- Uncomfortable pressure, fullness or squeezing pain in the center of the chest.
- Expanded pain in the upper abdomen.
- Shortness of breath.
- Pain or numbness in either arms, shoulders, neck, jaw or teeth.
- Dizziness or fainting.
- Nausea and sweating.

If you or someone else may be having a heart attack - follow these steps immediately:

- **DIAL 911**
- **Chew and swallow Aspirin (unless you are allergic/not allowed to)**
- **Take Nitroglycerin (only if prescribed)**
- **Begin CPR if the person is unconscious**

IN AN EMERGENCY, DIAL 911

⊕ *Emergency First-Aid Tips* ⊕

FIRST AID FOR BURNS & CHOKING

BURNS

For minor 1st and 2nd degree burns smaller than 3" in diameter: Cool the Burn. Run cool water over the burned area for 5 minutes, or until the pain diminishes. Never put ice on a burn!

Bandage the burn with sterile gauze:

It is important to use loosely wrapped gauze. This will avoid pressure and the bandage protects blisters. NEVER put lotions, vaseline, ointments or butter on burn. Do not break any blisters, which can cause infection.

Take Aspirin, Ibuprofen, Naproxen or Acetaminophen to relieve pain:

Minor burns usually heal with these basic treatments. Be aware for signs of infection which may include: increased pain, redness, fever, swelling or oozing. If symptoms develop, seek medical help. Avoid tanning the burned area for at least a year. Protect the area with sunscreen outdoors. Avoid giving aspirin to children.

For 3rd degree burns/all major burns - DIAL 911

DO NOT run cold water over large severe burns - this can cause shock.

DO NOT remove burnt clothing.

Check for signs of breathing/coughing/movement.

If there are no signs of breathing begin CPR.

Elevate burned areas above heart level, if possible.

Cover the burn(s) with cool, sterile, moist bandages, towels or cloth.

CHOKING

Most people clutch at their throats when choking, an obvious symbol for help. However, if a person isn't giving that signal, be alert for these indications. Inability to talk, difficulty breathing or noisy breathing, inability to cough forcefully, skin/lips/nails turning blue, loss of consciousness.


The Red Cross recommends a "five-and-five" method for first aid: First give five blows between the person's shoulders with the heel of your hand. Second, perform the Heimlich maneuver (abdominal thrusts) five times. Alternate between five back blows and five abdominal thrusts until the blockage is dislodged.

IN AN EMERGENCY, DIAL 911



- High Speed Internet
- Free Continental Breakfast
- Meeting Room
- Fridge, Microwave, Coffeemaker

Locally Owned & Operated
781-4490 • Toll Free 888-841-3480
Hwy 53 & OT 3913 Circle Dr. • Holmen
www.prairieinnandsuites.com



Chaseburg Farmers Co-op

Your #1 Source for Home Heating Fuel

LP GAS • FUEL OIL Commercial & Residential

Chaseburg 483-2194 • Red Mound 648-3580 • Stoddard 457-2166

2012 Green Bay Packers Schedule

REGULAR SEASON

09/09	Sunday	vs. San Francisco 49ers	3:25 p.m.	FOX
09/13	Thursday	vs. Chicago Bears	7:20 p.m.	NFL
09/24	Monday	@ Seattle Seahawks	7:30 p.m.	ESPN
09/30	Sunday	vs. New Orleans Saints	3:25 p.m.	FOX
10/07	Sunday	@ Indianapolis Colts	12:00 p.m.	FOX
10/14	Sunday	@ Houston Texans	7:20 p.m.	NBC
10/21	Sunday	@ St. Louis Rams	12:00 p.m.	NBC
10/28	Sunday	vs. Jacksonville Jaguars	12:00 p.m.	CBS
11/04	Sunday	vs. Arizona Cardinals	12:00 p.m.	FOX
11/11	Sunday	Open Date		
11/18	Sunday	@ Detroit Lions	12:00 p.m.	FOX
11/25	Sunday	@ New York Giants	7:20 p.m.	NBC
12/02	Sunday	vs. Minnesota Vikings	12:00 p.m.	FOX
12/09	Sunday	vs. Detroit Lions	7:20 p.m.	NBC
12/16	Sunday	@ Chicago Bears	12:00 p.m.	FOX
12/23	Sunday	vs. Tennessee Titans	12:00 p.m.	CBS
12/30	Sunday	@ Minnesota Vikings	12:00 p.m.	FOX

**Dates and start times are subject to change.*



Emergency Numbers For Kids

KEEP A COPY OF THIS LIST NEAR EACH PHONE IN YOUR HOUSE

MY ADDRESS: _____

MY PHONE NUMBER: _____

MOM AT WORK: _____

MOM CELL PHONE: _____

DAD AT WORK: _____

DAD CELL PHONE: _____

NEIGHBOR: _____

EMERGENCY CONTACT: _____

POISON CONTROL: 1-800-222-1222

EMERGENCY DIAL

911



MidwestHARDWOOD
CORPORATION

We at Midwest Hardwoods can think of many reasons you should manage your timber.....we'll help you focus on the most important ones.



www.midwesthardwood.com

PHH

Park Falls Hardwoods

**Please contact our team at Park
Falls Hardwoods Facility:**

Cory Meyer

715-762-5600 office

715-661-0504 cell

Resource Manager

Free Forestry

Assistance

To Private

Landowners

corymeyer@midwesthardwood.com